



**BELGARD**  
PAVES THE WAY™



# BRANDS THAT BRING OUTDOOR LIVING TO LIFE

Together with our fellow Oldcastle® APG brands, we not only transform outdoor spaces, we transform the way families exist in those spaces. In the following pages, enjoy inspiration and resources for your own outdoor transformation, including ideas for pairing Belgard with other products to bring your outdoor vision to life.

## A FAMILY OF BRANDS



**MoistureShield**  
COMPOSITE DECKING



**ECHELON**




**Techniseal**

**Barrette**  
OUTDOOR LIVING

**Pebble Technology**



**Oldcastle APG**  
A CRH COMPANY



**ECHELON**  
[Echelon.com](http://Echelon.com)

**BELGARD**  
[Belgard.com](http://Belgard.com)

**PEBBLETEC**  
[PebbleTec.com](http://PebbleTec.com)

**TECHNISEAL**  
[Techniseal.com](http://Techniseal.com)

**SAKRETE**  
[Sakrete.com](http://Sakrete.com)

**BARRETTE OUTDOOR LIVING**  
[BarretteOutdoorLiving.com](http://BarretteOutdoorLiving.com)

**MOISTURESHIELD**  
[MoistureShield.com](http://MoistureShield.com)

# SHOP BY APPLICATION



## 12 PAVERS

Artisan.....	p. 16
Metropolitan.....	p. 18
Natural.....	p. 30
Heritage.....	p. 36
Environmental.....	p. 46
Porcelain.....	p. 52



## 62 WALLS

Metropolitan.....	p. 64
Natural.....	p. 68
Heritage.....	p. 74



## 82 CUSTOMIZE YOUR SPACE

Artforms™.....	p. 84
Elements.....	p. 86
Fire Features.....	p. 88
Caps & Coping.....	p. 98
Edgers & Steps.....	p. 104
Paver Protection & Restoration.....	p. 110
Lighting.....	p. 111



## METROPOLITAN

Smooth finish. Straight lines.

Pavers .....p. 18  
 Walls .....p. 64  
 Artforms™ Panel System .....p. 84  
 Features.....p. 88



## NATURAL

Look of slate and worn stone. Sculpted.

Pavers .....p. 30  
 Walls .....p. 68  
 Features.....p. 90



## HERITAGE

Tumbled. Soft edges. Split face.

Pavers .....p. 36  
 Walls .....p. 74  
 Features.....p. 92

# SHOP BY *COLLECTIONS*

BY BELGARD®


Organized by texture and style, each collection offers coordinated looks that pair well together or can be mixed and matched for a unique design.



## ENVIRONMENTAL

Permeable. Eco-friendly.

Pavers .....p. 46



## PORCELAIN

High-definition. Unbeatable durability.

Pavers .....p. 52  
Features.....p. 102



INTRODUCING  
IN 2023

## ARTISAN

Hand-tooled. Contemporary.

Get ready for an explosion of creativity with new and unique textures designed for elegant, contemporary outdoor living.

Pavers .....p. 16

# YOUR DREAMS NOW **A-REALITY.**

Picturing the perfect backyard has never been more simple.  
Now with Augmented Reality functionality built right into  
the Belgard Rooms platform, you can pick the top trending  
designs and instantly bring it to life in your own backyard.


*try it*



BELGARD  
**ROOMS**

BROUGHT TO YOU BY  
BELGARD DESIGN STUDIO

SEE ROOMS COME TO LIFE  
WITH ANIMATED TOURS



BELGARD®



## ROOMS GALLERY

From cozy, rustic kitchens to modern, spacious living rooms, take a scroll through some of our favorite backyards. Download one of our existing plans to use as a complete guide or a starting foundation and take the first step toward that backyard you've been dreaming of.

Filter **0**



Size



126 Rooms

Views: **30** 100 All



Natural Firepit  
Living Room 3C



Natural Firepit  
Living Room 2A



Metropolitan Firepit  
Living Room 2C




Metropolitan Kitchen  
6A



Natural Dining Room  
1A



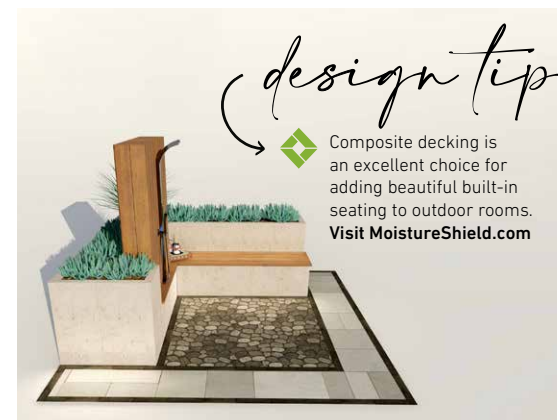
Natural Kitchen  
3B



# SHOP BY ROOM

With over 100 designs to choose from, Belgard Rooms can help you plan the ideal backyard addition. Choose from a variety of room sizes, styles and design features. Each room is designed to work alone or seamlessly pair with other rooms within the portfolio. For total backyard transformations, browse our library of beautifully coordinated Multi-Room Spaces.

## NEW CREATIVE SPACES



*design tip*




Composite decking is an excellent choice for adding beautiful built-in seating to outdoor rooms. Visit [MoistureShield.com](http://MoistureShield.com)




2019  
Whitefish, MT



2021  
Newport, RI



2018  
Gig Harbor, WA



2020  
Hilton Head Island, SC



# ROOM *to* DREAM

8 YEARS OF INSPIRING OUTDOOR  
LIVING DREAMS TOGETHER

Our long-term sponsorship of the HGTV® Dream Home means collaborating with top design professionals to create trend-forward outdoor spaces that inspire millions of homeowners. **Visit [Belgard.com/HGTVDreamHome](https://Belgard.com/HGTVDreamHome)**

HGTV, HGTV Dream Home, HGTV Dream Home Giveaway and their associated logos are trademarks of Discovery or its subsidiaries and affiliates. All rights reserved. Photos © 2023 Discovery or its subsidiaries and affiliates. All rights reserved.


HGTV  
**DREAM HOME**  
PROUD SPONSOR 2023



*STAY TUNED*


Scan to see this year's home set in the heart of the Rocky Mountain high country, Morris, Colorado. #backyardbyBelgard






**TIDEPOOL**

Belgard's Colors of the Year



**COLORS** *OF THE*  
**YEAR**

Adorn your outdoor designs with Belgard's Colors of the Year. Harmonizing tones that intertwine elements of land and sea to enhance your space with a soothing sense of calmness.



**SEAGRASS**

Belgard's Colors of the Year



**POST-INSTALL SEALANT**  
Adds 3-5 years of weather protection  
Color enhancing options available

**TRUECOLOR™**  
Inline factory-applied sealer enhances  
resistance to stains & fading

**DURAFUSION™**  
Fused layer of ultra-fine aggregates for  
enhanced color, texture & durability

**FOUNDATION MIX**  
High-performance layer of  
fine to large aggregates

**CORE MIX**  
High-quality mix of fine to medium  
aggregates & integrated color

➔ VISIT [Beldgard.com/Quality](http://Belgard.com/Quality)  
FOR MORE INFORMATION

# QUALITY TO THE CORE

Belgard pavers are the most trusted on the market with top quality materials and color blends in every paving stone. Depending on your product selections, there are additional options that can further enhance your paver designs or increase the durability of your outdoor spaces.

ENHANCEMENT OPTIONS	LIFETIME LIMITED WARRANTY	DURABILITY	SUPERIOR STRENGTH	WITHSTAND FADING	WEATHER RESISTANCE	STAIN RESISTANCE	ENHANCED ABSORPTION PROTECTION	ENHANCED COLORS	LASTING TEXTURE
Color Boost Sealer <i>See page 110</i>		•		•	•		•	•	•
Wet Look Sealer <i>See page 110</i>		•		•	•		•	•	•
T2™ <i>TrueColor + DuraFusion</i>	•	•	•	•	•	•	•	•	•
TrueColor™	•	•		•	•	•	•	•	
DuraFusion™	•	•	•		•		•	•	•
Artisan Textures <i>See collection on page 14</i>	•	•							•
Foundation Mix	•	•							•
Core Mix	•	•							•



*Look  
for this*

to find products that can  
be easily installed together  
with minimal waste.

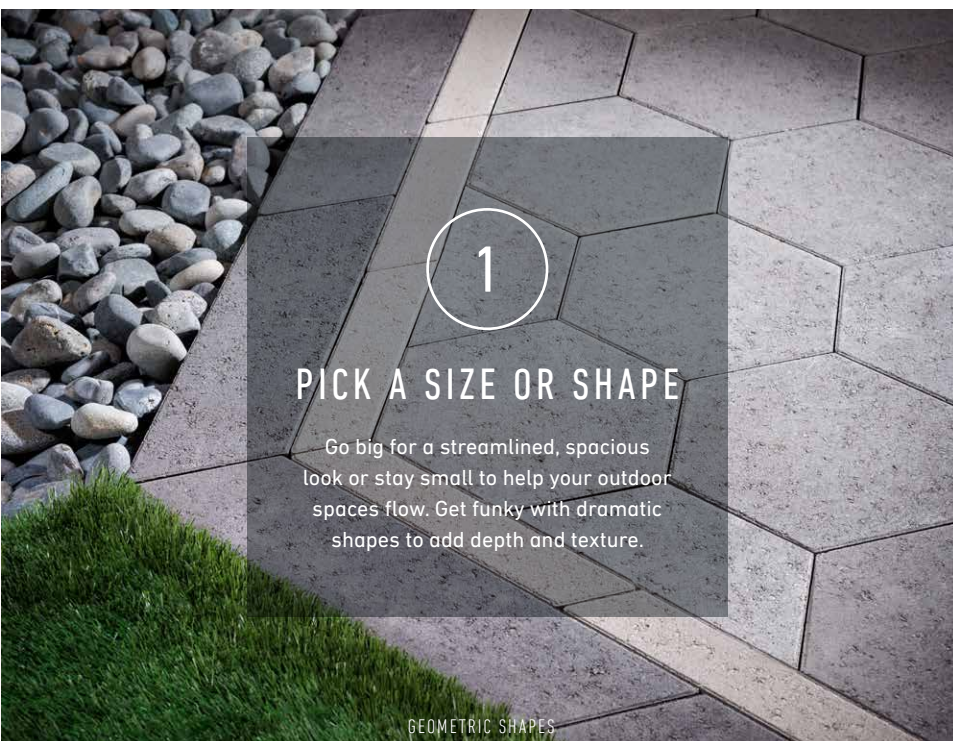


## AN ARRAY OF COLORS, TEXTURES & SHAPES

DESIGNED TO PAIR EFFORTLESSLY TOGETHER

We've expanded our selections of modular pavers that are all designed in 3-inch increments to simplify the creation of custom outdoor spaces. Modular sizing provides a simpler design process, faster installation and less waste.

# LARGE, SMALL & EVERYTHING IN-BETWEEN

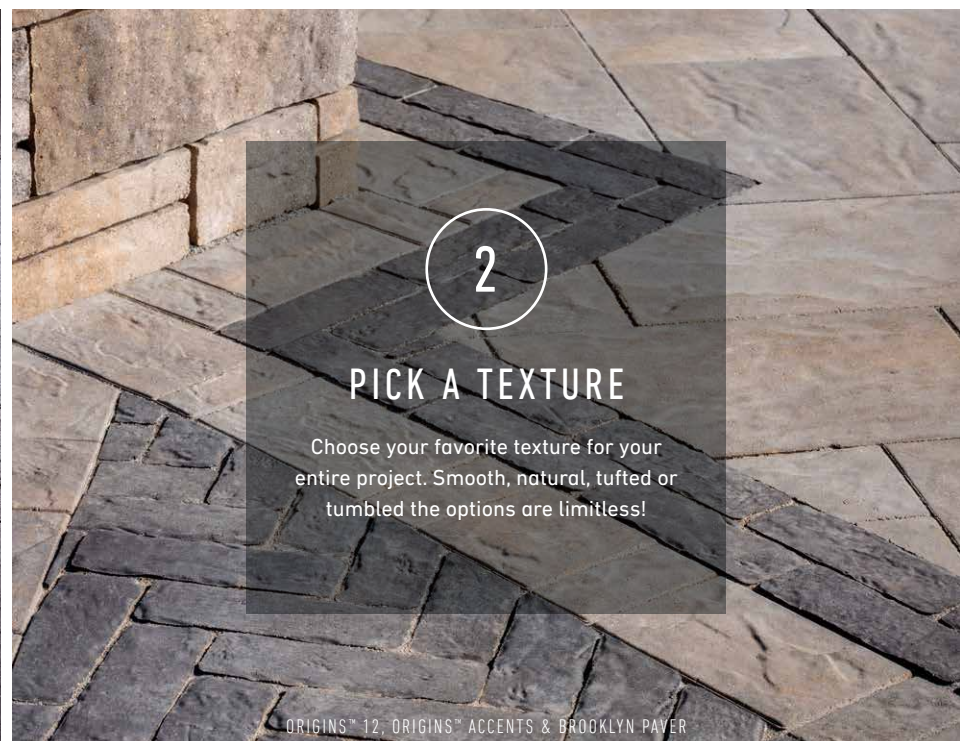


1

## PICK A SIZE OR SHAPE

Go big for a streamlined, spacious look or stay small to help your outdoor spaces flow. Get funky with dramatic shapes to add depth and texture.

GEOMETRIC SHAPES

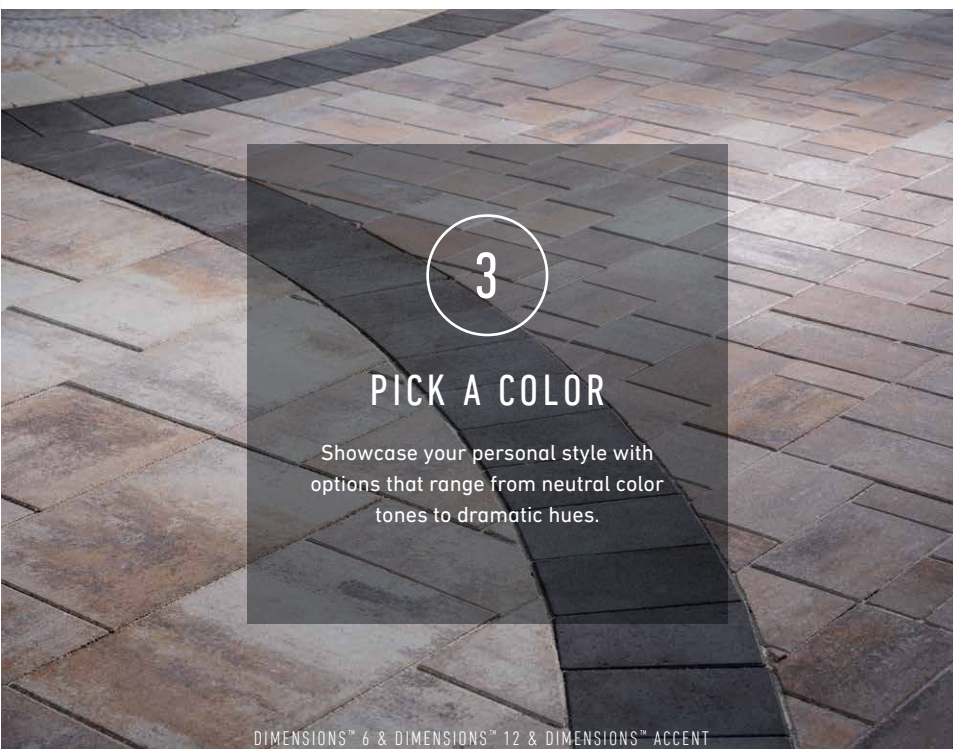


2

## PICK A TEXTURE

Choose your favorite texture for your entire project. Smooth, natural, tufted or tumbled the options are limitless!

ORIGINS™ 12, ORIGINS™ ACCENTS & BROOKLYN PAVER

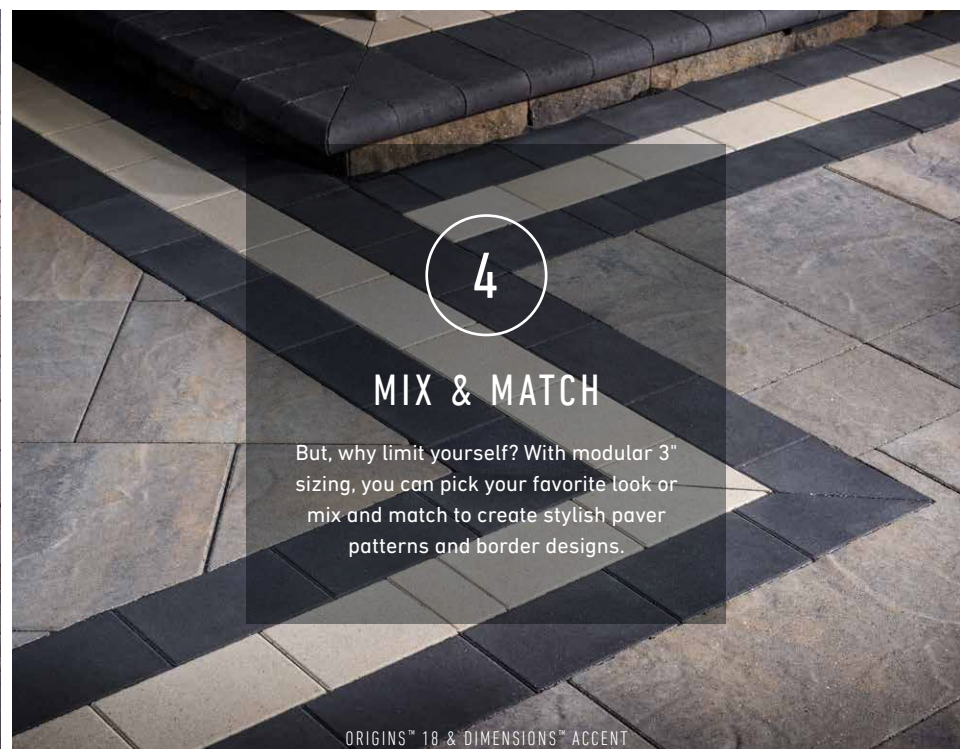


3

## PICK A COLOR

Showcase your personal style with options that range from neutral color tones to dramatic hues.

DIMENSIONS™ 6 & DIMENSIONS™ 12 & DIMENSIONS™ ACCENT



4

## MIX & MATCH

But, why limit yourself? With modular 3" sizing, you can pick your favorite look or mix and match to create stylish paver patterns and border designs.

ORIGINS™ 18 & DIMENSIONS™ ACCENT



## ARTISAN

**16**  
Basalt™

## METROPOLITAN

**18**  
Dimensions™

**20**  
Dimensions™ Slab

**22**  
Dimensions™ Accent

**24**  
Geometric Shapes

**26**  
Melville™ Plank

**28**  
Melville™ Slab

## NATURAL

**30**  
Mega-Arbel®

**32**  
Origins™

**34**  
Origins™ Accent

## HERITAGE

**36**  
Belgian Cobble®

**38**  
Brooklyn™

**40**  
Charlestone™

**42**  
Dublin Cobble®

**44**  
Holland Stone

## ENVIRONMENTAL

**46**  
Aqua Roc™ I

**48**  
Turfstone™

**50**  
Urbana® Stone

## PORCELAIN

**52**  
Glocal

**54**  
Foundation™

**55**  
Genoa™

**56**  
Noon

**58**  
Quarziti 2.0

**60**  
Verona™

### LEGEND



UNIFORM  
APPEARANCE



SLIGHT  
VARIATION



MODERATE  
VARIATION



SUBSTANTIAL  
VARIATION



LOW SOLAR HEAT  
ABSORPTION



MODULAR  
SIZING



TRUECOLOR™




DURAFUSION™



T2™

*slate • smooth • tumbled*



PAVERS

INTRODUCING IN 2023


# ARTISAN COLLECTION **A**



Basalt™



Textiles™



Papyrus™



Empire™









TRUECOLOR™  
Pre-Sealed Promise

*Please refer to page 9  
for more information.*

**NEW**



# BASALT™

SLAB / 60MM




18 x 36



 BLACK DIAMOND



 SCANDINA GRAY





METROPOLITAN  
COLLECTION



TRUECOLOR™  
Pre-Sealed Promise  
Please refer to page 9  
for more information.



DURAFUSION™  
Unmatched Durability  
Please refer to page 9  
for more information.



# DIMENSIONS™

3-PIECE SYSTEM / 60MM



Dimensions 6


- 3 x 6
- 6 x 6
- 6 x 9

Dimensions 12

- 6 x 12
- 12 x 12
- 12 x 18

Dimensions 18

- 9 x 18
- 18 x 18
- 18 x 27



Dimensions 18

## DURAFUSION COLORS



 DANVILLE BEIGE  
Available in Dimensions 12 & 18



 COTSWOLD MIST  
Available in Dimensions 12 & 18



 CHESWICK  
Available in Dimensions 12 & 18



 NEWPORT GRAY  
Available in Dimensions 12 & 18



*Dimensions 6*

## TRUECOLOR COLORS



 AMBER BEIGE




 ARCTIC WHITE



 BLACK DIAMOND  
*Available in Dimensions 6 only*



 GALWAY



 SCANDINA GRAY




 **TRUECOLOR™**  
Pre-Sealed Promise  
*Please refer to page 9  
for more information.*

 **DURAFUSION™**  
Unmatched Durability  
*Please refer to page 9 for  
more information.*



# DIMENSIONS™ SLAB

## SLAB / 60MM




12 x 24

24 x 24

24 x 36

18 x 36



*Dimensions 24 x 24*

**DURAFUSION COLORS - 12 X 24, 24 X 24, 24 X 36**



 **CHESWICK**




 **FOUNDRY**



 **LINEN**



 **NEWPORT GRAY**



Dimensions 24 x 36

TRUECOLOR COLORS - 18 X 36




 AMBER BEIGE



 ARCTIC WHITE



 GALWAY



 SCANDINA GRAY





Please refer to page 9  
for more information.



Please refer to page 9  
for more information.



# DIMENSIONS™ ACCENT

ACCENT / 60MM



3 x 9

6 x 9

## DURAFUSION COLORS



 MIDNIGHT  
Available in 6 x 9 only



 MOONLIGHT  
Available in 6 x 9 only



 RUSSETT  
Available in 6 x 9 only





DIMENSIONS™ ACCENT

## TRUECOLOR COLORS



 ARCTIC WHITE



 BLACK DIAMOND



 SCANDINA GRAY





**TRUCOLOR™**  
 Pre-Sealed Promise  
*Please refer to page 9  
 for more information.*



# GEOMETRIC SHAPES

PAVER / 60MM



10<sup>2</sup>/<sub>5</sub> x 12

2<sup>2</sup>/<sub>5</sub> x 13<sup>1</sup>/<sub>2</sub>

12 x 12

6 x 18

6 x 18




 ARCTIC WHITE



 BLACK DIAMOND



 SCANDINA GRAY





DURAFUSION™  
Unmatched Durability

Please refer to page 9 for  
more information.

# MELVILLE™

PLANK / 60MM



7½ x 19<sup>11</sup>/<sub>16</sub>

7½ x 15<sup>3</sup>/<sub>4</sub>

7½ x 11<sup>13</sup>/<sub>16</sub>



 MIDNIGHT



 MOONLIGHT



 NEWPORT GRAY







 **DURAFUSION™**  
 Unmatched Durability  
*Please refer to page 9 for more information.*

**SPECIAL  
 ORDER**

# MELVILLE™

SLAB / 80MM



*\*Only available in accent colors*



 **ASPEN**



 **COTSWOLD MIST**



 **NEWPORT GRAY**



 **MOONLIGHT  
 ACCENT**



 **MIDNIGHT  
 ACCENT**

15 x 7½

15 x 15

15 x 22

15 x 7½\*

# FINISH YOUR SPACE

For a cohesive look, add finishing touches to your space with these products that coordinate with the **Metropolitan Collection**. *Rendered by Belgard Design Studio*

MELVILLE™  
FIREPLACE  
PAGE 88

ARTFORMS™  
PAGE 84

BARRETTE OUTDOOR LIVING®  
ALUMINUM PERGOLA  
[BarretteOutdoorLiving.com](http://BarretteOutdoorLiving.com)

MOISTURESHIELD® MERIDIAN™  
COMPOSITE DECKING  
[MoistureShield.com/Meridian](http://MoistureShield.com/Meridian)

PEBBLETEC®  
FIRE BOWL  
[PebbleTec.com](http://PebbleTec.com)

MELVILLE™ WALL AND CAP  
PAGE 66

TRU-SCAPES®  
MODERN PATH LIGHT  
PAGE 111

29

BELGARD.COM | 877-238-4273



 TRUECOLOR™  
Pre-Sealed Promise  
*Please refer to page 9  
for more information.*

# MEGA-ARBEL®

PAVER / 60MM



 ASPEN BLEND



 BRITTANY BEIGE




 RIO





HGTV  
**DREAM HOME**  
PROUD SPONSOR 2023

[Belgard.com/HGTVdreamhome](http://Belgard.com/HGTVdreamhome)



 **TRUECOLOR™**  
Pre-Sealed Promise  
*Please refer to page 9  
for more information.*

 **DURAFUSION™**  
Unmatched Durability  
*Please refer to page 9 for  
more information.*

 **ORIGINS™**  
3-PIECE SYSTEM / 60MM



Origins 6

3 x 6   
6 x 6   
6 x 9

Origins 12

6 x 12   
12 x 12   
12 x 18


Origins 18

9 x 18   
18 x 18   
18 x 27



Origins 12

## DURAFUSION COLORS



 **ASPEN**  
*Available in Origins 12 & 18*



 **COTSWOLD MIST**  
*Available in Origins 12 & 18*



 **DANVILLE BEIGE**  
*Available in Origins 12 & 18*



Origins 6

## TRUECOLOR COLORS

*\*Swatch represents product color only, not surface texture.*



 ASPEN



 BARDSTOWN



 BLACK DIAMOND\*  
*Available in Origins 6 only*



 BRITTANY BEIGE



 RIO





 **DURAFUSION™**  
Unmatched Durability  
*Please refer to page 9 for  
more information.*



# ORIGINS™ ACCENT

ACCENT / 60MM



 **MIDNIGHT**



 **RUSSETT**

6 x 9

# FINISH YOUR SPACE

For a cohesive look, add finishing touches to your space with these products that coordinate with the **Natural Collection**. *Rendered by Belgard Design Studio*

**BARRETTE OUTDOOR LIVING®  
SANIBEL DECORATIVE SCREEN PANELS**  
*BarretteOutdoorLiving.com*

**MOISTURESHIELD® ELEVATE™  
COMPOSITE DECKING**  
*MoistureShield.com/Elevate*

**ELEMENTS™  
GRILL & DOORS**  
PAGE 86

**LANDINGS™ STEP**  
PAGE 108

**TRU-SCAPES®  
PAVER LIGHTS**  
PAGE 111

**ASHLAR TANDEM™  
WALL & CAP**  
PAGE 68





PERMEABLE  
OPTION  
*with larger joints, proper  
base and joint material.*

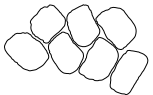


# BELGIAN COBBLE<sup>®</sup>

PAVER / 60MM



VARIABLE x 23%



BARKWOOD



MIDNIGHT



MOONLIGHT

*design tip*



We recommend NOCO<sup>™</sup>  
Polymeric Joint Sand for this  
product. See page 110





T2™  
TrueColor + DuraFusion

*Please refer to page 9 for  
more information.*

NEW



**BROOKLYN™**  
PAVER / 60MM



3 x 9



T2 MIDNIGHT



T2 ROSEWOOD








**TRUECOLOR™**  
 Pre-Sealed Promise  
*Please refer to page 9  
 for more information.*

**NEW**



# CHARLESTONE™

PAVER / 60MM



6 x 6

6 x 9

6 x 12

*\*Swatch represents product color only, not surface texture*



 **BLACK DIAMOND\***



 **BRITTANY BEIGE\***



 **FOUNDRY\***



 **GALWAY\***






*design tip*



Create a sense of tranquility by enhancing your space with SEAGRASS, one of Belgard's Colors of the Year. See page 8

# DUBLIN COBBLE®

PAVER / 60MM



3 x 6

6 x 6

6 x 9



ASPEN BLEND



FOSSIL BEIGE



BLACK DIAMOND








TRUCOLOR™  
Pre-Sealed Promise

*Please refer to page 9 for  
more information.*

# HOLLAND STONE

PAVER / 60MM



 BURNT AMBER



 BLACK DIAMOND

4 x 8

# FINISH YOUR SPACE

For a cohesive look, add finishing touches to your space with these products that coordinate with the **Heritage Collection**. *Rendered by Belgard Design Studio*

BARRETTE OUTDOOR LIVING®  
VINYL PICKET FENCING  
[BarretteOutdoorLiving.com](http://BarretteOutdoorLiving.com)

MOISTURESHIELD® VISION™  
COMPOSITE DECKING  
[MoistureShield.com/Vision](http://MoistureShield.com/Vision)

DIAMOND® 9D  
WALL & CAP  
PAGE 74

MARINA™ COPING  
PAGE 100

WESTON STONE™  
FIRE PIT  
PAGE 96

45


BELGARD.COM | 877-235-4273



TRUECOLOR™  
Pre-Sealed Promise*Please refer to page 9  
for more information.*

# AQUA ROC™ I

## PERMEABLE PAVER



4 ½ x 9

*\*Swatch represents product color only, not surface texture*

BURNT AMBER\*



CHARCOAL

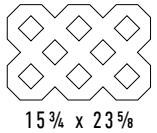







# TURFSTONE™

PERMEABLE PAVER



15% x 23%



GREY





*design tip*

We recommend HP NextGel™ Polymeric Sand for non-permeable applications of this product. See page 110




TRUECOLOR™  
Pre-Sealed Promise

Please refer to page 9  
for more information.

# URBANA® STONE

## PAVER / 60MM



3¾ x 7¾

7¾ x 7¾

7¾ x 11¾



 ASPEN BLEND



 BRITTANY BEIGE



 NEWPORT GRAY



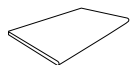
# GLOCAL

## CONCRETE FINISH



**MIRAGE**  
Porcelain Design Sustainability

*\*Special order sizes only*



UNICO

24  
x 24

24 x 48

36 x 36\*

48 x 48\*




**v2** CLEAR  
GC 01


*Not Available in 36 x 36*



**v2** IDEAL  
GC 03



**v2** TYPE  
GC 04




**v2** CLASSIC  
GC 05





# FOUNDATION™

CONCRETE FINISH



 AMBER BEIGE



 SCANDINA GRAY

24 x 24



# GENOA™

STONE FINISH



**v2** BLANCO



**v2** CREMA

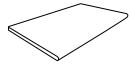

12  
x  
24

24 x 24



# NOON

## WOOD FINISH



UNICO

8  
x  
4812  
x  
48
**MIRAGE**  
 Porcelain Design Sustainability

**DAYLIGHT**  
**NN 01 ST**

**EMBER**  
**NN 02 ST**

**HONEY**  
**NN 03 ST**



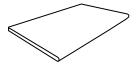

# QUARZITI 2.0

## STONE FINISH



**MIRAGE**  
Porcelain Design Sustainability

*\*Special order sizes only*



UNICO

12 x 24\*

24 x 36\*

24 x  
24

24 x 48



**v3**  **GLACIER**  
**QR 01 NAT**



**v3**  **MOUNTAINS**  
**QR 02 NAT**



**v3** **WATERFALL**  
**QR 03 NA**




**v3** **RIVER**  
**QR 04 NAT**







# VERONA™ STONE FINISH



**MIRAGE®**  
Porcelain. Design. Sustainability.

*\*Unico available in Blue Stone and Platinum*



**v3** BLUE STONE  
VR 01 ST



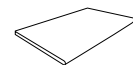
**v3** PLATINUM  
VR 04 ST



**v3** TAOS  
VR 02 ST



**v4** YUKON  
VR 03 ST



UNICO\*

24 x 24

# FINISH YOUR SPACE

For a cohesive look, add finishing touches to your space with these products that coordinate with the **Porcelain Collection**. *Rendered by Belgard Design Studio*

**BARRETTE OUTDOOR LIVING®  
MIXED MATERIAL FENCING**  
[BarretteOutdoorLiving.com](http://BarretteOutdoorLiving.com)

**PORCELAIN VENEER**  
[Belgard.com/Veneer](http://Belgard.com/Veneer)

**PEBBLETEC®  
WATER FEATURES**  
[PebbleTec.com](http://PebbleTec.com)

**PEBBLETEC® POOL FINISHES**  
[PebbleTec.com](http://PebbleTec.com)

**UNICO COPING**  
PAGE 102

**MOISTURESHIELD® MERIDIAN™  
COMPOSITE DECKING**  
[MoistureShield.com/Meridian](http://MoistureShield.com/Meridian)





### **METROPOLITAN**

**64**  
Melville Tandem™

**66**  
Melville™ Wall

### **NATURAL**

**68**  
Ashlar Tandem™

**70**  
Brisa® Wall

**72**  
Lamina Tandem™

### **HERITAGE**

**74**  
Diamond® 9D

**76**  
Diamond Pro®

**78**  
Sterling®

**80**  
Weston Stone™  
3-Piece & Universal

Belgard wall products are backed by the industry's foremost team of experts in the manufacture, design, installation, and maintenance of wall systems.





*freestanding • retaining • garden*



**WALLS**

METROPOLITAN  
COLLECTION 

# MELVILLE TANDEM™

FREESTANDING / RETAINING WALL



MELVILLE™ WALL CAP



PEWTER

H x W x D



7 x 13<sup>3</sup>/<sub>16</sub> x 2<sup>5</sup>/<sub>8</sub>



7 x 15<sup>13</sup>/<sub>16</sub> x 2<sup>5</sup>/<sub>8</sub>



7 x 18<sup>7</sup>/<sub>16</sub> x 2<sup>5</sup>/<sub>8</sub>



3<sup>1</sup>/<sub>4</sub> x 24 x 15  
Cap

See construction pieces on page 126

MELVILLE™ WALL CAP

*design tip*



Integrate the coordinating cap block throughout the wall for a multi-dimensional look.

# MELVILLE™ WALL

FREESTANDING / RETAINING WALL



ARCTIC WHITE



MIDNIGHT



SCANDINA GRAY

H x W x D



4 x 20 x 10



2 x 20 x 13\*

*\*Can be used as cap and/or wall block*



NATURAL  
COLLECTION 

# ASHLAR TANDEM™

FREESTANDING / RETAINING WALL



PEWTER



SHELBY BLEND

H x W x D



7 x 13<sup>3</sup>/<sub>16</sub> x 2<sup>5</sup>/<sub>16</sub>



7 x 15<sup>13</sup>/<sub>16</sub> x 2<sup>5</sup>/<sub>16</sub>




7 x 18<sup>7</sup>/<sub>16</sub> x 2<sup>5</sup>/<sub>16</sub>



3<sup>1</sup>/<sub>4</sub> x 24 x 15  
Cap

See construction pieces on page 124



*design tip*



Enliven your outdoor space with a splash of TIDEPOOL, one of Belgard's Colors of the Year. See page 8

# BRISA® WALL

FREESTANDING / RETAINING WALL



ARTFORMS® 6 X 36



HERITAGE



MOONLIGHT




NEWPORT GRAY


H x W x D



6 x 6 x 5



6 x 10 x 5




6 x 16 x 5

Freestanding



6 x 6 x 8



6 x 10 x 8



6 x 16 x 8

Retaining



3 x 8 x 13 1/2

Cap

See corner and construction pieces on page 124



COORDINATING CORNER AND  
COLUMN AVAILABLE



*design tip*



Illuminate your space  
with hardscape and  
landscape lights.  
See page 111

# LAMINA TANDEM™

FREESTANDING / RETAINING WALL

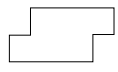


PEWTER



SIENNA BLEND

H x W x D




7 x 13<sup>3</sup>/<sub>16</sub> x 2<sup>5</sup>/<sub>16</sub>



7 x 15<sup>13</sup>/<sub>16</sub> x 2<sup>5</sup>/<sub>16</sub>



7 x 18<sup>7</sup>/<sub>16</sub> x 2<sup>5</sup>/<sub>16</sub>




3<sup>1</sup>/<sub>4</sub> x 24 x 15  
Cap

See construction pieces on page 126



# DIAMOND® 9D


3-PIECE FREESTANDING / RETAINING WALL



BRITTANY BEIGE



OXFORD



VANILLA BEIGE

H x W x D



3 x 4 x 9



6 x 12 x 9



6 x 15 1/4 x 9



6 x 9 x 9



6 x 10 x 9



6 x 17 1/4 x 9



3 x 18 x 13

XL Cap

See corner and construction pieces on page 125



# DIAMOND PRO<sup>®</sup>

## STRAIGHT FACE

### RETAINING WALL



*\*Swatch represents product color only, not surface texture*



BUFF\*



GRAY



CAROLINA BLEND\*



CHARCOAL



MERRIAM BLEND

H x W x D



8 x 18 x 12



4 x 18 x 10 1/2  
Cap

See corner and construction pieces on page 125



*design tip*



This unique block can also be split to make column & corner units with easy-to-locate score lines.

# STERLING<sup>®</sup>

FREESTANDING / RETAINING WALL / COLUMN



BRITTANY BEIGE



OXFORD

H x W x D



6 x 17<sup>3</sup>/<sub>4</sub> x 12



3 x 18 x 13  
XL Cap

See corner and construction pieces on page 127






# WESTON STONE™

## 3-PIECE & UNIVERSAL

FREESTANDING / RETAINING WALL



ASPEN BLEND



BRITTANY BEIGE



BLACK DIAMOND

H x W x D



4 x 8 x 8



4 x 12 x 8



4 x 16 x 8



4 x 12 x 8

2 3/8 x 10 1/2 x 10 1/2  
Cap

See page 96 for Weston Stone Fire Pit Kit.





### **ARTFORMS™ MODULAR PANEL SYSTEM**

**84**

### **OUTDOOR KITCHENS & FIRE FEATURES**

**86**

Elements™ Appliances & Accessories

**88**

Melville™ Series

**90**

Bordeaux™ Series

**92**

Brighton™ Series

**94**

Bristol™ Series

**96**

Weston Stone™  
Fire Pit Kit

### **CAPS & COPING**

**98**

Konza Caps

**100**

Marina™ Coping

**102**

Unico Coping

### **EDGERS**

**104**

Anglia Edger®

### **STEPS**

**106**

Granika Step®

**108**

Landings™ Step Unit

### **PAVER RESTORATION**

**110**

### **LIGHTING**

**111**


*accents • features • accessories*



**CUSTOMIZE YOUR SPACE**

HGTV  
**DREAM HOME**  
 PROUD SPONSOR 2023  
[Belgard.com/HGTVdreamhome](http://Belgard.com/HGTVdreamhome)


**NEW** ARTFORMS™  
 MODULAR PANEL SYSTEM



6 x 36

18 x 36

Artforms simplifies the design of contemporary outdoor living spaces. This unique modular panel system offers sleek lines and rich color blends to create eye-catching outdoor kitchens and limitless outdoor living features.



VISIT [Beldgard.com/Artforms](http://Beldgard.com/Artforms)  
 FOR MORE INSPIRATION

# 9 DESIGN IDEAS USING ONLY 2 PALLETS\*

Two modular panel sizes can create a myriad of outdoor living solutions, offering quicker install without sacrificing style.



ROCKLAND BLACK  
Available in 6 x 36 only

SCANDINA GRAY

*design tip*



For more project ideas download our Artforms™ Idea Book.

\*one size per pallet



# ELEMENTS

Outdoor Essentials for Belgard

Complete your project with essential finishing touches designed to work seamlessly with a variety of Belgard products. Elements enhance both beauty and functionality for better outdoor living.



## OUTDOOR COOKING



32" Built-in Grill



40" Built-in Grill



Built-in Oven



Single Side Burner



Double Side Burner

*design tip*



Download our Idea Book for design ideas creating outdoor kitchens and living rooms using Artforms™ and Elements™ Outdoor Essentials.





## OUTDOOR KITCHEN STORAGE



Double Access Doors



Double Drawers



Deluxe Compact Refrigerator

## OUTDOOR BAR & SINK



Drop-in Sink



Beverage & Prep Station




Farmhouse Sink

## OUTDOOR ACCESSORIES



Rotisserie Kit



Infrared Sear Burner



Stainless Steel Smoker Tray



8pc Pizza Oven Accessory Kit



Gas Timer



Grill Liner



Island Vent

## FIRE PIT BURNER KITS & INSERTS




Square Gas Burner Kit



Round Gas Burner Kit



Linear Gas Burner Kit



Smoke-less Insert


VISIT [Beldgard.com/Elements](https://Belgard.com/Elements)  
FOR ADDITIONAL INFORMATION

HGTV  
**DREAM HOME**  
PROUD SPONSOR 2023  
[Beldgard.com/HGTVdreamhome](https://Beldgard.com/HGTVdreamhome)



**NEW** MELVILLE™  
SERIES


GRILL ISLAND & FIRE FEATURES



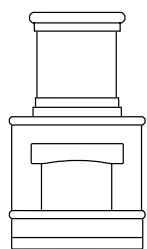
SCANDINA GRAY / MIDNIGHT

*PLEASE NOTE: All of our fireplaces and fire pits come standard as wood-burning units. However, our fireplaces and fire pits can be retro-fitted for gas burning log sets and burners. Please contact us for more details at 877-235-4273.*

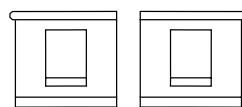
*Be sure to check with your local municipality for any codes that may affect your installation. Grill island includes stainless grill and door set. Grill is available in propane or natural gas. Must be specified when placing order.*



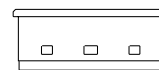
**GRILL ISLAND**  
2'8"D X 5'11"W X 3'5"H  
*(Grill and doors included)*



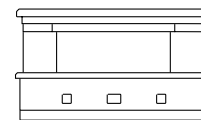
**FIREPLACE**  
2'7"D X 4'3"W X 7'8"H



**WOOD BOXES**  
2'1"D X 3'3"W X 3'1"H EACH  
*Sold as a pair*



**LINEAR FIRE TABLE**  
2'6"D X 5'8"W X 2'5"H




**LINEAR FIREPLACE**  
2'6"D X 7'1"W X 5'4"H



# BORDEAUX™ SERIES

## KITCHEN & FIRE FEATURES



SIENNA / BUFF



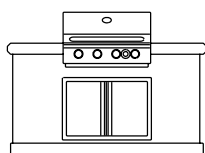
SIENNA / MIDNIGHT



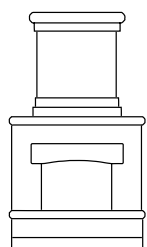
PEWTER / MIDNIGHT

*PLEASE NOTE: All of our fireplaces and fire pits come standard as wood-burning units. However, our fireplaces and fire pits can be retro-fitted for gas burning log sets and burners. Please contact us for more details at 877-235-4273.*

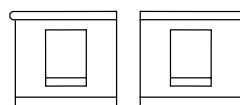
*Be sure to check with your local municipality for any codes that may affect your installation. Grill island includes stainless grill and door set. Grill is available in propane or natural gas. Must be specified when placing order.*



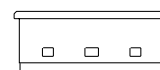
**GRILL ISLAND**  
2'6"D X 5'11"W X 3'5"H  
*(Grill and doors included)*



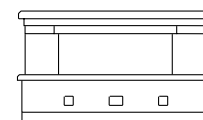
**FIREPLACE**  
2'7"D X 4'3"W X 7'8"H



**WOOD BOXES**  
2'1¼"D X 3'3"W X 3'1"H EACH  
*Sold as a pair*



**LINEAR FIRE TABLE**  
2'11"D X 6'2"W X 2'5"H




**LINEAR FIREPLACE**  
3'6½"D X 7'8"W X 4'5¼"H



# BRIGHTON™ SERIES

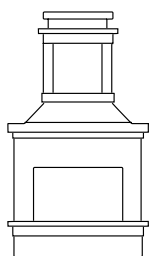
## FIREPLACE



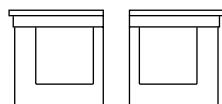
GASCONY TAN / ASHBURY HAZE



COTSWOLD MIST / BROOKSTONE SLATE



FIREPLACE  
3'4"D X 4'4"W X 8'4"H



WOOD BOXES  
2'4"D X 2'8"W X 2'11"H EACH  
*Sold as a pair*

*PLEASE NOTE: All of our fireplaces and fire pits come standard as wood-burning units. However, our fireplaces and fire pits can be retro-fitted for gas burning log sets and burners. Please contact us for more details at 877-235-4273.*

*Be sure to check with your local municipality for any codes that may affect your installation.*



# BRISTOL™ SERIES

## KITCHEN & FIRE FEATURES




GASCONY TAN / ASHBURY HAZE




COTSWOLD MIST / BROOKSTONE SLATE






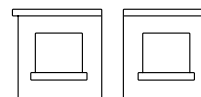
**GRILL ISLAND**  
3'D X 6'4"W X 4'4"H  
(Grill and doors included)



**FIREPLACE**  
3'D X 5'W X 9'3"H



**HEARTH**  
2'D X 5'W X 11"H



**WOOD BOXES**  
2'4"D X 3'W X 3'3"H EACH  
Sold as a pair

*PLEASE NOTE: All of our fireplaces and fire pits come standard as wood-burning units. However, our fireplaces and fire pits can be retro-fitted for gas burning log sets and burners. Please contact us for more details at 877-235-4273.*

*Be sure to check with your local municipality for any codes that may affect your installation. Grill island includes stainless grill and door set. Grill is available in propane or natural gas. Must be specified when placing order.*



*design tip*



Upgrade to a smoke-less or gas insert. See page 87

# WESTON STONE™

## FIRE PIT KIT



4 x 8



BRITTANY BEIGE



BLACK DIAMOND


### **ROUND FIRE PIT:**

Outside is 4'7" in diameter  
Stacks up to 4 rows high  
*Smoke-less fire ring not included*



# KONZA CAPS

PILLAR, SEAT WALL & FIRE PIT



4-pieces make  
a circle

56 x 2½

30 x 30

14 x 30

24 x 24



MOJAVE



OBISIDIAN



OSLO



*design tip*

For more pool design ideas and inspiration visit [PebbleTec.com](http://PebbleTec.com)

# MARINA™

COPING / 60MM



5<sup>15</sup>/<sub>16</sub> x 11<sup>13</sup>/<sub>16</sub>



COTSWOLD MIST



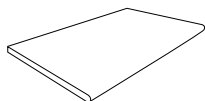
MIDNIGHT





# UNICO

## COPING / 20MM



11.75 x 23.5

### VERONA



**v3**  
ANTIFORSE  
 S.L.C.P.M.  
 BLUE STONE  
 VR 01 ST



**v3**  
ANTIFORSE  
 S.L.C.P.M.  
 PLATINUM  
 VR 04 ST

### NOON



**v4**  
ANTIFORSE  
 S.L.C.P.M.  
 DAYLIGHT  
 NN 01 ST



**v4**  
ANTIFORSE  
 S.L.C.P.M.  
 EMBER  
 NN 02 ST



**v3**  
ANTIFORSE  
 S.L.C.P.M.  
 HONEY  
 NN 03 ST


### GLOCAL




**v2**  
ANTIFORSE  
 S.L.C.P.M.  
 CLEAR  
 GC 01



**v2**  
ANTIFORSE  
 S.L.C.P.M.  
 IDEAL  
 GC 03



**v2**  
ANTIFORSE  
 S.L.C.P.M.  
 TYPE  
 GC 04



**v2**  
ANTIFORSE  
 S.L.C.P.M.  
 CLASSIC  
 GC 05

### QUARZITI 2.0



**v3**  
ANTIFORSE  
 S.L.C.P.M.  
 GLACIER  
 QR 01 NAT



**v3**  
ANTIFORSE  
 S.L.C.P.M.  
 MOUNTAINS  
 QR 02 NAT



**v3**  
ANTIFORSE  
 S.L.C.P.M.  
 WATERFALL  
 QR 03 NA



**v3**  
ANTIFORSE  
 S.L.C.P.M.  
 RIVER  
 QR 04 NAT







# ANGLIA EDGER<sup>®</sup>

EDGER



5 1/4 x 7 5/8

5 1/4 x 10

5 1/4 x 15 5/8

5 1/4 x 17 3/4



COTSWOLD MIST



GASCONY TAN





# GRANIKA STEP<sup>®</sup>

STEP UNIT



38 x 18 x 6



COTSWOLD MIST





# LANDINGS™

STEP UNIT



48 x 18 x 6



BLU STONE



MOONLIGHT



HGTV  
**DREAM HOME**  
PROUD SPONSOR 2022

See in multiple Dream Homes at  
[Belgard.com/HGTVdreamhome](http://Belgard.com/HGTVdreamhome)





# INSTALLATION, RESTORATION & PROTECTION

VISIT [Techniseal.com](http://Techniseal.com)  
FOR MORE INFORMATION



## JOINTING PRODUCTS



The smart choice for everyday installations



High-performance, the only real no haze, no dust alternative



No compaction – true alternative to mortar, stone dust and polymeric stone dust



Multi-weather jointing compound

## STAIN REMOVERS



Organic stain remover



Paint, tar & rubber stain remover



Rust stain remover



Dirt & grease stain remover



Pro-grade oil & grease remover

## CLEANERS



Paver restorer removes haze created by some polymeric sands



Paver Prep dislodges efflorescence and ground-in dirt

## SEALERS



Natural color with matte finish



Enhanced color with matte finish



Natural color with satin finish



Enhanced color with gloss finish

## ADHESIVES




Hardscape foam adhesive



Vertical hardscape adhesive


## EDGING & ACCESSORIES



Edging, Spacers & Panel Base System



Fortified hardscape concrete edging



Enhanced with Color Boost



# HARDSCAPE & LANDSCAPE LIGHTING SOLUTIONS

## PAVER LIGHTS *for Walkways*

Available in black or modern gray finish



6", 8" & 9" Paver Lights



Gray finish utilizes a white bulb

## HARDSCAPE LIGHTS *for Steps & Walls*

Available in black, bronze or modern gray finish



7" Hardscape Light



**NEW** Color Changing Bulb Option  
Also available in other select products

## ACCENT/SPOT LIGHTS *for Plants, Trees, Houses & Landscape Features*

Available in black or bronze finish



Traditional Accent Light



High Power Accent Light



Wall Wash Light

## LOW VOLTAGE PATHWAY LIGHTS *for Pathways, Patio Edges & Flower Beds*

Available in black or bronze finish



Traditional Path Light



Classic Path Light



Modern Path Light

## PILLAR LIGHTS *for Pillars & Columns*



Traditional Pillar Light




Modern Pillar Light



Noble Pillar Light  
Color changing bulb available

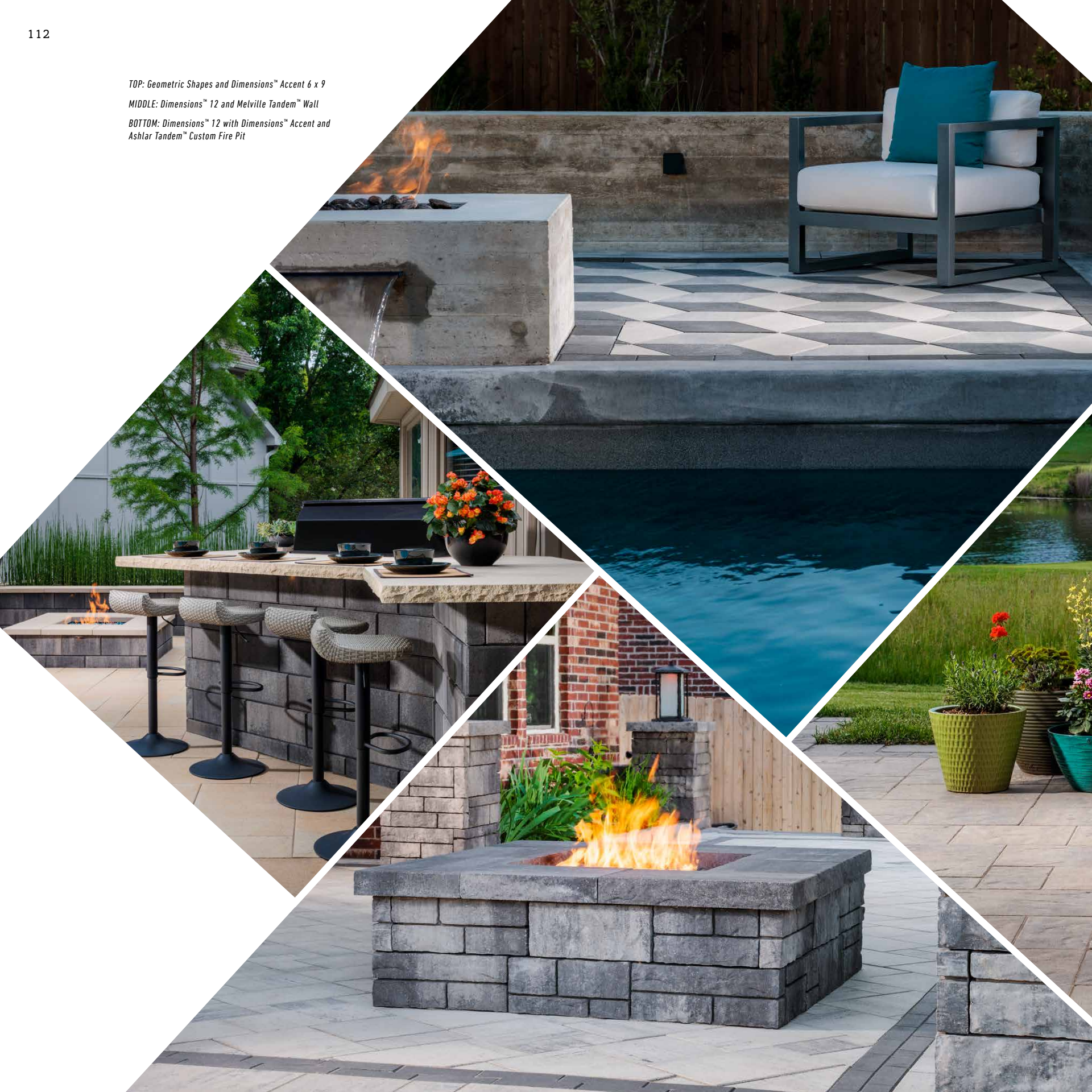
VISIT [Belgard.com/Lighting](http://Belgard.com/Lighting)  
FOR MORE INFORMATION



*TOP: Geometric Shapes and Dimensions™ Accent 6 x 9*

*MIDDLE: Dimensions™ 12 and Melville Tandem™ Wall*

*BOTTOM: Dimensions™ 12 with Dimensions™ Accent and Ashlar Tandem™ Custom Fire Pit*



# DESIGN

*ideas &* **INSPIRATION**



LEFT: *Origins™ 12, Origins™ Accent  
6 x 9 and Belgian Cobble™*



*ABOVE: Dimensions™ 6 with Dimensions™ Accent 6 x 9 Border, Mega-Arbel™, Marina™ Coping, Ashlar Tandem™ Wall and a Custom Weston Stone™ Firepit with Dimensions™ Accent 6 x 9, Marina™ Coping Cap and Tru-Scapes™ Hardscape Lights*

*TOP LEFT: Dimensions™ 6 with Dimensions™ Accent 6 x 9 Border, Marina™ Coping, Ashlar Tandem™ Wall*

*BOTTOM LEFT: Origins™ 12 and Ashlar Tandem™ Wall*

*TOP RIGHT: Dimensions™ 12 with Holland Stone Inlay, Ashlar Tandem™ Wall and Landings™ Step Unit*


*BOTTOM RIGHT: Dimensions™ 12 with Old York™ Border and a Custom Ashlar Tandem™ Kitchen*



## *INSPIRATION GALLERY*

Browse images by project type and save or share your favorites.

[Beldgard.com/Inspiration](http://Belgard.com/Inspiration)






*ABOVE: Dimensions™ 18 and Melville™ Wall Custom Fire Pit, Columns and Wall with Dimensions™ 6 Banding and Tru-Scapes™ Hardscape Lights*

*RIGHT: Dimensions™ 12 with Old York™ Inlay and Belgian Cobble™ Accent and Marina™ Coping*

*RIGHT TOP: Origins™ 18 with Origins™ Accent 6 x 9 Border and Ashlar Tandem™ Wall*

*RIGHT BOTTOM: Dimensions™ 18 with Dimensions™ Accent 3 x 9, Holland Stone Border and Ashlar Tandem™ Fire Pit and Columns with Tru-Scapes™ Hardscape Lights*








# HARDSCAPE HEROES

## CONGRATULATIONS TO THE 2022 WINNERS!


With the Hardscape Hero program, Belgard Contractors submit their work to compete for the monthly award. One winner is selected each month by a panel of hardscape professionals.




**SUTTON OUTDOOR LLC**  
Kearney, MO




**BA LAWN & LANDSCAPING LLC**  
Broken Arrow, OK




**SHELLER OUTDOOR LIVING, LLC**  
Kearney, MO



**2022 CONTRACTOR OF THE YEAR**  
**ELITE PATIO**  
Springdale, AR



**NEXT TO NATURE**  
Olathe, KS












**ELEVATE OUTDOOR**  
O'Fallon, MO







# PAVERS



## PALLET INFORMATION / ESTIMATING CHART




<b>BASALT™</b>			SQFT/ PALLET	SQFT/ LAYER	LAYER/ PALLET	UNITS/ PALLET	WEIGHT/ PALLET	LNFT/PALLET (SOLDIER)	LNFT/PALLET (SAILOR)
<b>SLAB</b>		18 x 36 x 2¾"	90	9	10	20	2578.74	-	-
<b>BROOKLYN™</b>			SQFT/ PALLET	SQFT/ LAYER	LAYER/ PALLET	UNITS/ PALLET	WEIGHT/ PALLET	LNFT/PALLET (SOLDIER)	LNFT/PALLET (SAILOR)
		3 x 9 x 2¾"	103.13	10.3	10	550	2805	137.5	412.5
<b>CHARLESTONE™</b>			SQFT/ PALLET	SQFT/ LAYER	LAYER/ PALLET	UNITS/ PALLET	WEIGHT/ PALLET	LNFT/PALLET (SAILOR)	
<b>3-PIECE MODULAR 60MM</b>		6 x 6 x 2¾"	15	1.5	10	60	-	210	
		6 x 9 x 2¾"	45	4.5	10	120	-	210	
		6 x 12 x 2¾"	45	4.5	10	90	-	210	
	<b>TOTAL</b>			<b>105</b>	<b>10.5</b>	<b>30</b>	<b>270</b>	<b>2997</b>	
<b>BELGIAN COBBLE</b>			SQFT/ PALLET	SQFT/ LAYER	LAYER/ PALLET	UNITS/ PALLET	WEIGHT/ PALLET	LNFT/PALLET (SOLDIER)	LNFT/PALLET (SAILOR)
<b>MULTI-PIECE</b>		Variable x 2¾"	68	-	-	320	1640	-	-
<b>DIMENSIONS</b>			SQFT/ PALLET	SQFT/ LAYER	LAYER/ PALLET	UNITS/ PALLET	WEIGHT/ PALLET	LNFT/PALLET (SOLDIER)	LNFT/PALLET (SAILOR)
<b>6</b>		3 x 6 x 2¾" 6 x 6 x 2¾" 6 x 9 x 2¾"	120	12	10	480	3325	160	240
<b>12</b>		6 x 12 x 2¾" 12 x 12 x 2¾" 18 x 12 x 2¾"	120	12	10	120	3516	-	120
<b>18</b>		9 x 18 x 2¾" 18 x 18 x 2¾" 27 x 18 x 2¾"	112.5	11.3	10	50	3152	-	-





# PAVERS

## PALLET INFORMATION / ESTIMATING CHART

DIMENSIONS SLABS		SQFT/ PALLET	SQFT/ LAYER	LAYER/ PALLET	UNITS/ PALLET	WEIGHT/ PALLET	LNFT/PALLET (SOLDIER)	LNFT/PALLET (SAILOR)	
SLABS		12 x 24 x 2 $\frac{3}{8}$ "	120	12	10	60	3384	60	120
		24 x 24 x 2 $\frac{3}{8}$ "	80	12	10	20	2256	40	40
		24 x 36 x 2 $\frac{3}{8}$ "	120	12	10	20	-	40	120
		18 x 36 x 2 $\frac{3}{8}$ "	90	9	10	20	2578.74	-	-








DIMENSIONS ACCENTS		SQFT/ PALLET	SQFT/ LAYER	LAYER/ PALLET	UNITS/ PALLET	WEIGHT/ PALLET	LNFT/PALLET (SOLDIER)	LNFT/PALLET (SAILOR)	
ACCENTS		3 x 9 x 2 $\frac{3}{8}$ "	103	10.3	10	550	2805	137.5	412.5
		6 x 9 x 2 $\frac{3}{8}$ "	120	12	10	320	3328	160	240

DUBLIN COBBLE®		SQFT/ PALLET	SQFT/ LAYER	LAYER/ PALLET	UNITS/ PALLET	WEIGHT/ PALLET	LNFT/PALLET (SOLDIER)	LNFT/PALLET (SAILOR)	
3-PIECE MODULAR		6 x 3 x 2 $\frac{3}{8}$ "	20.84	1.89	-	176	-	-	-
		6 x 6 x 2 $\frac{3}{8}$ "	44.98	3.91	-	176	-	-	-
		6 x 9 x 2 $\frac{3}{8}$ "	64.20	5.84	-	176	-	-	-
TOTAL		128	11.63	11	528	3200	170	256	




GEOMETRIC SHAPES		SQFT/ PALLET	SQFT/ LAYER	LAYER/ PALLET	UNITS/ PALLET	WEIGHT/ PALLET	LNFT/PALLET (SOLDIER)	LNFT/PALLET (SAILOR)	
1-PIECE		12 x 12 x 2 $\frac{3}{8}$ "	100.02	-	11	154	2845	-	-
1-PIECE		2 $\frac{3}{8}$ x 13 $\frac{1}{2}$ x 2 $\frac{3}{8}$ "	85.73	-	11	396	2390	-	-
1-PIECE		12 x 12 x 2 $\frac{3}{8}$ "	93.53	-	12	108	2664	-	-
1-PIECE		6 x 18 x 2 $\frac{3}{8}$ "	114.31	-	11	176	3165	-	-



# PAVERS

## PALLET INFORMATION / ESTIMATING CHART


<b>HOLLAND STONE</b>			SQFT/ PALLET	SQFT/ LAYER	LAYER/ PALLET	UNITS/ PALLET	WEIGHT/ PALLET	LNFT/PALLET (SOLDIER)	LNFT/PALLET (SAILOR)
<b>PRESTIGE</b>		4 x 8 x 2 <sup>3</sup> / <sub>8</sub>	120	12	10	540	3348	177.2	360
<b>MEGA-ARBEL®</b>			SQFT/ PALLET	SQFT/ LAYER	LAYER/ PALLET	UNITS/ PALLET	WEIGHT/ PALLET	LNFT/PALLET (SOLDIER)	LNFT/PALLET (SAILOR)
<b>60MM</b>		15 <sup>3</sup> / <sub>8</sub> x 21 x 2 <sup>3</sup> / <sub>8</sub>	103.4	8.62	12	72	2896	-	-
<b>MELVILLE™ PLANK</b>			SQFT/ PALLET	SQFT/ LAYER	LAYER/ PALLET	UNITS/ PALLET	WEIGHT/ PALLET	LNFT/PALLET (SOLDIER)	LNFT/PALLET (SAILOR)
<b>3-PIECE LARGE</b>		7 <sup>1</sup> / <sub>2</sub> x 11 <sup>13</sup> / <sub>16</sub> x 2 <sup>3</sup> / <sub>8</sub>	30.67	3.07	-	-	-	-	-
		7 <sup>1</sup> / <sub>2</sub> x 15 <sup>3</sup> / <sub>4</sub> x 2 <sup>3</sup> / <sub>8</sub>	40.9	4.09	-	-	-	-	-
		7 <sup>1</sup> / <sub>2</sub> x 19 <sup>1</sup> / <sub>16</sub> x 2 <sup>3</sup> / <sub>8</sub>	51.13	5.11	-	-	-	-	-
	<b>TOTAL</b>			<b>122.7</b>	<b>12.27</b>	<b>10</b>	<b>150</b>	<b>3500</b>	<b>-</b>
<b>MELVILLE™ SLAB</b>			SQFT/ PALLET	SQFT/ LAYER	LAYER/ PALLET	UNITS/ PALLET	WEIGHT/ PALLET	LNFT/PALLET (SOLDIER)	LNFT/PALLET (SAILOR)
<b>3-PIECE COMBO</b>		15 x 7 <sup>1</sup> / <sub>2</sub> x 3 <sup>1</sup> / <sub>8</sub>	83.97	11.99	7	56	3079	-	-
		15 x 15 x 3 <sup>1</sup> / <sub>8</sub>							
		15 x 22 x 3 <sup>1</sup> / <sub>8</sub>							
<b>TOTAL</b>			<b>83.97</b>	<b>11.99</b>	<b>7</b>	<b>56</b>	<b>3079</b>	<b>-</b>	<b>-</b>
<b>ACCENT</b>		15 x 7 <sup>1</sup> / <sub>2</sub> x 3 <sup>1</sup> / <sub>8</sub>	79.66	11.75	7	105	2924	-	-


## PAVERS PALLET INFORMATION / ESTIMATING CHART




<b>ORIGINS™</b>		SQFT/ PALLET	SQFT/ LAYER	LAYER/ PALLET	UNITS/ PALLET	WEIGHT/ PALLET	LNFT/PALLET (SOLDIER)	LNFT/PALLET (SAILOR)	
<b>6</b>		3 x 6 x 2¾ 6 x 6 x 2¾ 6 x 9 x 2¾	120	12	10	480	3325	160	240
<b>12</b>		6 x 12 x 2¾ 12 x 12 x 2¾ 18 x 12 x 2¾	120	12	10	120	3516	-	120
<b>18</b>		9 x 18 x 2¾ 18 x 18 x 2¾ 27 x 18 x 2¾	112.5	11.3	10	50	3075	-	-

<b>ORIGINS™ ACCENTS</b>		SQFT/ PALLET	SQFT/ LAYER	LAYER/ PALLET	UNITS/ PALLET	WEIGHT/ PALLET	LNFT/PALLET (SOLDIER)	LNFT/PALLET (SAILOR)	
<b>ACCENTS</b>		6 x 6 x 2¾	120	12	10	480	3312	240	240
		6 x 9 x 2¾	120	12	10	320	3328	160	240

## PERMEABLE PAVERS PALLET INFORMATION / ESTIMATING CHART









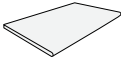

<b>AQUA-ROC™</b>		SQFT/ PALLET	SQFT/ LAYER	LAYER/ PALLET	UNITS/ PALLET	WEIGHT/ PALLET	LNFT/PALLET (SOLDIER)	LNFT/PALLET (SAILOR)	
<b>AQUA ROC I</b>		4½ x 9 x 3¼	90	11.25	8	320	2280	120	240

<b>TURFSTONE™</b>		SQFT/ PALLET	SQFT/ LAYER	LAYER/ PALLET	UNITS/ PALLET	WEIGHT/ PALLET	LNFT/PALLET (SOLDIER)	LNFT/PALLET (SAILOR)	
<b>80MM</b>		15¾ x 23¾ x 3¼	103.2	12.6	8	40	2377	52.5	78.75

<b>URBANA STONE®</b>		SQFT/ PALLET	SQFT/ LAYER	LAYER/ PALLET	UNITS/ PALLET	WEIGHT/ PALLET	LNFT/PALLET (SOLDIER)	LNFT/PALLET (SAILOR)	
<b>3-PIECE MODULAR</b>		8 x 4 x 2¾	116.4	11.625	10	216	3419	-	-
		8 x 8 x 2¾							
		8 x 12 x 2¾							



# PORCELAIN PAVERS

## PALLET INFORMATION / ESTIMATING CHART




FOUNDATION™			GROSS WEIGHT / BOX	PIECES / BOX	SQFT / BOX	BOXES / PALLET	SQFT / PALLET	GROSS WEIGHT / PALLET
24 X 24		23.54 x 23.54 x 3/4	67.84	2	7.64	36	275.04	2533.80
GENOA™			GROSS WEIGHT / BOX	PIECES / BOX	SQFT / BOX	BOXES / PALLET	SQFT / PALLET	GROSS WEIGHT / PALLET
24 X 24		23.54 x 23.54 x 3/4	67.84	2	7.64	36	275.04	2533.80
12 X 24		11.73 x 23.54 x 3/4	68.23	4	7.59	40	303.6	2807
GLOCAL			GROSS WEIGHT / BOX	PIECES / BOX	SQFT / BOX	BOXES / PALLET	SQFT / PALLET	GROSS WEIGHT / PALLET
24 X 24		23.54 x 23.54 x 3/4	72	2	7.75	30	232.5	2160
NOON			GROSS WEIGHT / BOX	PIECES / BOX	SQFT / BOX	BOXES / PALLET	SQFT / PALLET	GROSS WEIGHT / PALLET
8 X 48		7.80 x 47.17 x 3/4	46	2	5.06	30	151.8	1380
12 X 48		11.73 x 47.17 x 3/4	34 kg / 74 lbs	2	7.75	36	279	1208 kg / 2664 lbs
QUARZITI 2.0			GROSS WEIGHT / BOX	PIECES / BOX	SQFT / BOX	BOXES / PALLET	SQFT / PALLET	GROSS WEIGHT / PALLET
24 X 24		23.54 x 23.54 x 3/4	72	2	7.75	30	232.5	2160
24 X 48		23.54 x 47.17 x 3/4	74	1	7.75	35	271.25	2621
UNICO			GROSS WEIGHT / BOX	PIECES / BOX	LN FT / BOX	BOXES / PALLET	LN FT / PALLET	GROSS WEIGHT / PALLET
UNICO		12.99 x 23.54 x 3/4	52	3	6	40	240	2080
VERONA™			GROSS WEIGHT / BOX	PIECES / BOX	SQFT / BOX	BOXES / PALLET	SQFT / PALLET	GROSS WEIGHT / PALLET
24 X 24		23.54 x 23.54 x 3/4	72	2	7.75	30	232.5	2160

# WALLS

## PALLET INFORMATION / ESTIMATING CHART








ASHLAR TANDEM™			SQFT/ PALLET	SQFT/ LAYER	LAYER/ PALLET	UNITS/ PALLET	UNITS/ SQFT	WEIGHT/ LAYER	WEIGHT/ PALLET
UNIT 1		7 x 13 <sup>3</sup> / <sub>16</sub> x 2 <sup>5</sup> / <sub>16</sub>	19.2	3.2	-	30	.64	-	570
UNIT 2		7 x 15 <sup>13</sup> / <sub>16</sub> x 2 <sup>5</sup> / <sub>16</sub>	23.1	3.85	-	30	.77	-	696
UNIT 3		7 x 18 <sup>7</sup> / <sub>16</sub> x 2 <sup>5</sup> / <sub>16</sub>	27	4.5	-	30	.9	-	816
<b>TOTAL</b>			<b>70.10</b>	<b>11.69</b>	<b>6</b>	<b>90</b>	<b>2.31</b>	<b>175</b>	<b>2082</b>
COLUMN UNIT		7 x 18 <sup>1</sup> / <sub>2</sub> x 2 <sup>5</sup> / <sub>16</sub>	45.43	9	5	45	2 Columns/Pallet	461.2	1350


  



BRISA®			SQFT/ PALLET	SQFT/ LAYER	LAYER/ PALLET	UNITS/ PALLET	UNITS/ SQFT	WEIGHT/ UNIT	WEIGHT/ PALLET
FREESTANDING WALL		6 x 6 x 5	3.75	1.5	-	30	0.25	11	-
		6 x 10 x 5	6.25	2.5	-	30	0.42	19	-
		6 x 16 x 5	20	8	-	60	0.67	28	-
<b>TOTAL</b>			<b>30</b>	<b>12</b>	<b>5</b>	<b>120</b>	<b>-</b>	<b>-</b>	<b>2632</b>
RETAINING WALL		6 x 6 x 8	3.75	1.25	-	15	0.25	20	-
		6 x 10 x 8	6.25	2.09	-	15	0.42	31	-
		6 x 16 x 8	20	6.67	-	30	0.67	52	-
<b>TOTAL</b>			<b>30</b>	<b>10</b>	<b>3</b>	<b>60</b>	<b>-</b>	<b>103</b>	<b>2377</b>
CORNER		6 x 16 x 8	29	9.34	2	28	1.03	57	1648
CAP		3 x 8 x 13 <sup>1</sup> / <sub>2</sub>	68	8	144	126	0.63	22	2824
CAP END		3 x 8 x 13 <sup>1</sup> / <sub>2</sub>	6 SF 24 LF	3	2	36	0.67	21	854
WALL END		6 x 8 x 11	13.98	6.99	2	63	0.33	37	2395

# WALLS

## PALLET INFORMATION / ESTIMATING CHART





<b>DIAMOND® 9D</b>		SQFT/ PALLET	SQFT/ LAYER	LAYER/ PALLET	UNITS/ PALLET	UNITS/ SQFT	WEIGHT/ UNIT	WEIGHT/ PALLET	
FREESTANDING WALL		3 x 4/6 x 9	26.4	-	40 (sets)	.71	73	2378	
		6 x 12/10 x 9		-					
		6 x 15¾ / 17¾ x 9	26.4	-	40	-	-	2378	
RETAINING WALL		3 x 4/6 x 9	35.52	-	48	.79	-	3090	
		6 x 12/10 x 9		-			45		
		6 x 15¾ / 17¾ x 9	35.52	-	48	.74	73	2900	
COLUMN		6 x 18 x 9	3.5.5	-	-	40	1.13	75	3300



<b>DIAMOND® PRO</b>		SQFT/ PALLET	SQFT/ LAYER	LAYER/ PALLET	UNITS/ PALLET	UNITS/ SQFT	WEIGHT/ UNIT	WEIGHT/ PALLET	
STRAIGHT		8 x 18 x 12	45	8	5	32	1	80	3553
CORNER		8 x 18 x 9	32	10	3	30	-	100	2468





<b>DIAMOND® ACCESSORIES</b>		SQFT/ PALLET	SQFT/ LAYER	LAYER/ PALLET	UNITS/ PALLET	UNITS/ SQFT	WEIGHT/ UNIT	WEIGHT/ PALLET	
UNIVERSAL CAP		4 x 18 / 12 x 10.5	-	-	5	60	-	49	3225
U START BASE BLOCK		3½ x 18 <sup>7</sup> / <sub>16</sub> x 12	-	-	7	56	-	51	2839

# WALLS

## PALLET INFORMATION / ESTIMATING CHART

<b>LAMINA TANDEM™</b>			SQFT/ PALLET	SQFT/ LAYER	LAYER/ PALLET	UNITS/ PALLET	UNITS/ SQFT	WEIGHT/ LAYER	WEIGHT/ PALLET
<b>UNIT 1</b>		7 x 15 <sup>13</sup> / <sub>16</sub> x 2 <sup>5</sup> / <sub>8</sub>	15.576	2.596	–	24	.649	77.08	462.48
<b>UNIT 2</b>		7 x 18 <sup>7</sup> / <sub>16</sub> x 2 <sup>5</sup> / <sub>8</sub>	18.696	3.116	–	24	.779	92.52	555.12
<b>UNIT 3</b>		7 x 21 <sup>1</sup> / <sub>16</sub> x 2 <sup>5</sup> / <sub>8</sub>	21.816	3.636	–	24	.909	108	648
<b>TOTAL</b>			<b>56.08</b>	<b>9.346</b>	<b>6</b>	<b>72</b>	<b>-</b>	<b>277.6</b>	<b>1666</b>
<b>COLUMN UNIT</b>		7 x 18 <sup>7</sup> / <sub>16</sub> x 2 <sup>5</sup> / <sub>8</sub>	45.43	9	5	45	2 Columns/Pallet	461.2	1313



<b>MELVILLE™ WALL</b>			SQFT/ PALLET	SQFT/ LAYER	LAYER/ PALLET	UNITS/ PALLET	UNITS/ SQFT	WEIGHT/ UNIT	WEIGHT/ PALLET
<b>UNIT</b>		4 x 20 x 10	26.67	4.44	6	48	1.79	63.75	3060
<b>CAP</b>		2 x 20 x 13	100 LF	10 LF	10	60	1.66 LF	41.67	2500

<b>MELVILLE TANDEM™</b>			SQFT/ PALLET	SQFT/ LAYER	LAYER/ PALLET	UNITS/ PALLET	UNITS/ SQFT	WEIGHT/ LAYER	WEIGHT/ PALLET
<b>UNIT 1</b>		7 x 13 <sup>3</sup> / <sub>16</sub> x 2 <sup>5</sup> / <sub>8</sub>	19.2	3.2	–	30	.64	95	570
<b>UNIT 2</b>		7 x 15 <sup>13</sup> / <sub>16</sub> x 2 <sup>5</sup> / <sub>8</sub>	23.1	3.85	–	30	.77	116	696
<b>UNIT 3</b>		7 x 18 <sup>7</sup> / <sub>16</sub> x 2 <sup>5</sup> / <sub>8</sub>	27	4.5	–	30	.90	136	816
<b>TOTAL</b>			<b>70.10</b>	<b>11.69</b>	<b>6</b>	<b>90</b>	<b>2.31</b>	<b>347</b>	<b>2082</b>
<b>COLUMN UNIT</b>		7 x 15 <sup>13</sup> / <sub>16</sub> x 2 <sup>5</sup> / <sub>8</sub>	45.43	9	5	45	2 Columns/Pallet	461.2	1313






# WALLS

## PALLET INFORMATION / ESTIMATING CHART

STERLING®			SQFT/ PALLET	SQFT/ LAYER	LAYER/ PALLET	UNITS/ PALLET	UNITS/ SQFT	WEIGHT/ UNIT	WEIGHT/ PALLET
BLOCK		6 x 17¾ x 12	33.75	-	5	45	.75	77	3455
CAP		3 x 18 / 12 x 13	-	-	8	72	-	49	3525

TANDEM® WALL SYSTEM			SQFT/ PALLET	SQFT/ LAYER	LAYER/ PALLET	UNITS/ PALLET	SQFT/ UNITS	WEIGHT/ LAYER	WEIGHT/ PALLET
CAP		15 x 24 x 3¼	20 SF 64 LF	2.5	8	32	.625 SF 2 LF	373.75	2990
MODULAR BLOCK		7½ x 7½ x 7½	49.29	12.32	4	128	0.389	704	2816
MODULAR BLOCK CONNECTORS		-	-	-	-	148/Box	-	-	-

\*Each pallet comes with 148 Modular Block Connectors

### TANDEM COLUMN KIT

1 Column Cage Frame    1 Bag of Connectors    Veneer

TANDEM  
COLUMN UNIT\*

COLUMN GRID  
HEIGHT 42"

CONNECTOR



Melville Tandem



\*Connectors sold separately. 3 bags are needed for 1 pallet of block.

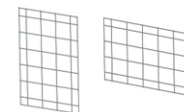
### TANDEM MODULAR GRID

1 Grid Piece    25 Veneer    10 Loop Clamps  
& Screws

TANDEM UNITS

MODULAR GRID






CONNECTOR












42 x 28¾  
Vertical or Horizontal Application

# CUSTOMIZE YOUR SPACE





## PALLET INFORMATION / ESTIMATING CHART


<b>WESTON STONE™</b>		SQFT/ PALLET	SQFT/ LAYER	LAYER/ PALLET	UNITS/ PALLET	UNITS/ SQFT	WEIGHT/ UNIT	WEIGHT/ PALLET
WALL UNITS		4 x 8 / 5 x 8	-	-	-	-	16.9	-
		4 x 12 / 9 x 8	-	-	-	-	26.1	-
		4 x 16 / 13 x 8	-	-	-	-	36.4	-
TOTAL		42	6	7	126	-	-	3400
UNIVERSAL		4 x 12 x 8	40	6.6	6	120	-	3614
CAP		3 x 12½ / 8½ x 11	-	-	8	96	-	2624


<b>ARTFORMS™</b>		SQFT/ PALLET	SQFT/ LAYER	LAYER/ PALLET	UNITS/ PALLET	UNITS/ SQFT	WEIGHT/ LAYER	WEIGHT/ PALLET
OPEN END		3 x 18 x 36"	-	-	9	-	-	-
CLOSE END		3 x 18 x 36"	-	-	9	-	-	-
TOTAL		81	-	9	18	-	-	2711
OPEN END		3 x 6 x 36"	-	-	3	-	-	-
CLOSE END		3 x 6 x 36"	-	-	18	-	-	-
TOTAL		31.5	10.5	3	21	-	-	1095

HARDWARE						
		Anchor Slide & Flanged nut: 50 per box		Joining Plate: 10 per box		Outer Corner: 10 per box
					Inner Corner: 10 per box	
						Stretcher Bar: 10 in a bundle


## EDGERS & STEPS PALLET INFORMATION

■ ANGLIA EDGER®		SQFT/ PALLET	SQFT/ LAYER	LAYER/ PALLET	UNITS/ PALLET	UNITS/ SQFT	WEIGHT/ UNIT	WEIGHT/ PALLET	
EDGER UNITS		5 1/4 x 7 5/8 x 8	-	-	-	16	-	25	-
		5 1/4 x 10 x 8	-	-	-	16	-	31	-
		5 1/4 x 15 5/8 x 8	-	-	-	16	-	47	-
		5 1/4 x 17 3/4 x 8	-	-	-	24	-	52	-
TOTAL		78.4	-	3	120	-	-	2550	

■ GRANIKA STEP®		SQFT/ PALLET	SQFT/ LAYER	LAYER/ PALLET	UNITS/ PALLET	UNITS/ SQFT	WEIGHT/ UNIT	WEIGHT/ PALLET	
STEP UNIT		6 x 38 x 16	-	-	-	8	-	2250	-


■ LANDINGS™ STEP UNIT		SQFT/ PALLET	SQFT/ LAYER	LAYER/ PALLET	UNITS/ PALLET	UNITS/ SQFT	WEIGHT/ UNIT	WEIGHT/ PALLET	
STEP UNIT		48 x 18 x 6	-	-	-	6	-	460	2760



## COPING PALLET INFORMATION


■ MARINA™ COPING		SQFT/ PALLET	SQFT/ LAYER	LAYER/ PALLET	UNITS/ PALLET	SQFT/ UNITS	WEIGHT/ UNIT	WEIGHT/ PALLET	
60MM		5 15/16 x 11 13/16 x 2 3/8	97.5 LF	2.5 LF	5	195	.5 LF	-	3608

# CAPS

## PALLET INFORMATION / ESTIMATING CHART

KONZA FIRE PIT CAP			SQFT/ PALLET	SQFT/ LAYER	LAYER/ PALLET	UNITS/ PALLET	UNITS/ SQFT	WEIGHT/ UNIT	WEIGHT/ PALLET
CAP		56 Outside Diameter x 2½	-	-	-	8	-	75	626

KONZA PILLAR CAPS			SQFT/ PALLET	SQFT/ LAYER	LAYER/ PALLET	UNITS/ PALLET	UNITS/ SQFT	WEIGHT/ UNIT	WEIGHT/ PALLET
30" CAP		30 x 30 x 2½	-	-	-	6	-	243	1512
24" CAP		24 x 24 x 2½	-	-	-	8	-	115	950

KONZA SEAT WALL CAP			SQFT/ PALLET	SQFT/ LAYER	LAYER/ PALLET	UNITS/ PALLET	UNITS/ SQFT	WEIGHT/ UNIT	WEIGHT/ PALLET
CAP		14 x 30 x 2½	-	-	-	18	-	57	1080

# FIRE FEATURES


## PALLET INFORMATION / ESTIMATING CHART


<b>BRISTOL™ SERIES</b>	BODY / ACCENT COLOR	ITEM CODE	UNIT WEIGHT
Fireplace	Gascony / Ashbury	70580261	7245
Wood Boxes	Gascony / Ashbury	70580334	3950
Hearth	Gascony / Ashbury	70580262	1180
Grill Island (NG)	Gascony / Ashbury	13110008	4125
Grill Island (LP)	Gascony / Ashbury	11130250	4125
Fireplace	Cotswold / Brookstone	70580312	7245
Wood Boxes	Cotswold / Brookstone	70580534	3950
Hearth	Cotswold / Brookstone	70580309	1180
Grill Island (NG)	Cotswold / Brookstone	13110009	4125
Grill Island (LP)	Cotswold / Brookstone	13110256	4125

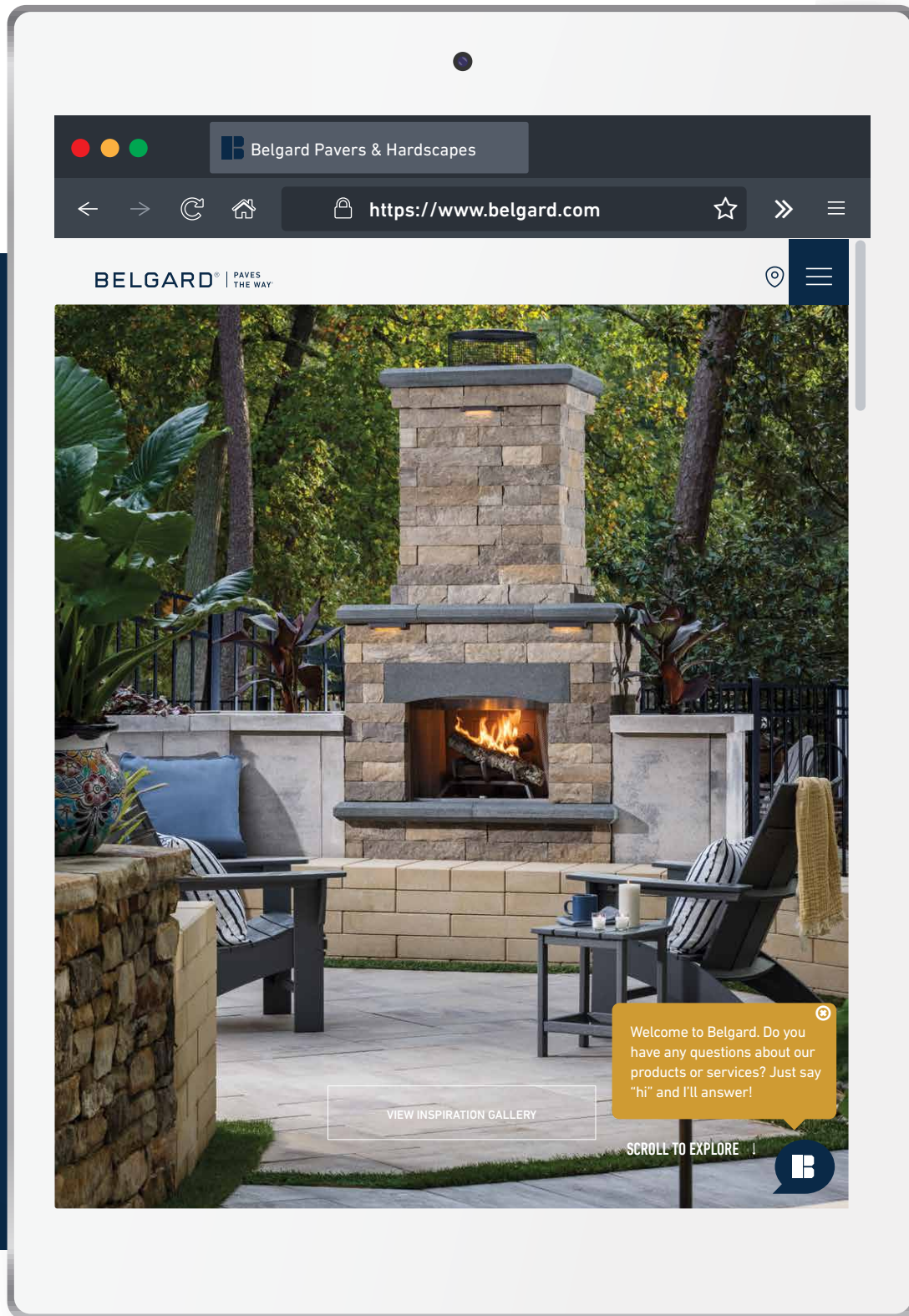
<b>MELVILLE™ SERIES</b>	BODY / ACCENT COLOR	ITEM CODE	UNIT WEIGHT
Fireplace	Scandina Gray / Midnight	13070020	4170
Wood Boxes	Scandina Gray / Midnight	13140010	3070
Grill Island	Scandina Gray / Midnight	13110028	3260
Linear Fireplace	Scandina Gray / Midnight	13000026	4000
Linear Fire Table	Scandina Gray / Midnight	13000027	2500

<b>BORDEAUX™ SERIES</b>	BODY / ACCENT COLOR	ITEM CODE	UNIT WEIGHT
Linear Fireplace	Sienna / Buff	13000021	4000
Fireplace	Sienna / Buff	70300791	4170
Wood Boxes	Sienna / Buff	13140001	3070
Grill Island (NG)	Sienna / Buff	13110010	3260
Grill Island (LP)	Sienna / Buff	13110011	3260
Linear Fireplace	Sienna / Midnight	13000019	4000
Fireplace	Sienna / Midnight	13070014	4170
Wood Boxes	Sienna / Midnight	13140020	3070
Grill Island (NG)	Sienna / Midnight	13110014	3260
Grill Island (LP)	Sienna / Midnight	13110015	3260
Linear Fireplace	Pewter / Midnight	13000020	4000
Fireplace	Pewter / Midnight	13070012	4170
Wood Boxes	Pewter / Midnight	13140021	3070
Grill Island (NG)	Pewter / Midnight	13110262	3260
Grill Island (LP)	Pewter / Midnight	13110039	3276

<b>BRIGHTON™ SERIES</b>	BODY / ACCENT COLOR	ITEM CODE	UNIT WEIGHT
Fireplace	Gascony / Ashbury	70580007	5835
Wood Boxes	Gascony / Ashbury	70300046	3200
Fireplace	Cotswold / Brookstone	70580378	5835
Wood Boxes	Cotswold / Brookstone	70580291	3200

<b>WESTON STONE™ FIRE PIT</b>		SQFT/ PALLET	SQFT/ LAYER	LAYER/ PALLET	UNITS/ PALLET	UNITS/ SQFT	WEIGHT/ UNIT	WEIGHT/ PALLET
4 X 8		4 x 8 x 8	-	-	-	36	-	-

<b>SMOKE-LESS INSERT</b>		Outer Rim: 34"	Inner Rim: 26"	Height: 12"	Base Outer Diameter: 29"	Fit 29½" to 32" Internal diameter



# RESOURCES

*We offer an array of resources to help plan and design an outdoor living addition.*



## PROJECT GUIDE

Everything you need to know about planning an outdoor living project.



## DIGITAL CATALOG

Download or share a digital version of this catalog.



## RESOURCE GUIDE

Installation tips, laying guides and estimating tools for contractors.



**BELGARD.COM**

Visit our site for more ideas and inspiration.



# PEACE OF MIND, GUARANTEED

## LIFETIME TRANSFERABLE LIMITED WARRANTY

Oldcastle® APG, Inc. ("Belgard") is proud to inform you that all of our interlocking concrete paver and retaining walls ("Products") meet and/or exceed the requirements of ASTM C-936 and ASTM C-1372. Belgard® guarantees its Products against these standards for the lifetime of the Product defined by ICPI. This guarantee does not apply to splitting, chipping or other breakage that could be caused by impact, abrasion or overloading. This warranty is transferable. The original proof of purchase is required.

This warranty is only valid if the material is installed under the guidelines of the ICPI ([www.ICPI.org](http://www.ICPI.org)), The NCMA ([www.ncma.org](http://www.ncma.org)) or the Belgard Installation Guideline Manual. Improper installation voids this warranty. This warranty is for residential applications only and does not apply to commercial applications. It is recommended that the job be installed by a Belgard Contractor Program participant who guarantees their workmanship for a minimum of 3 years from the date of install. For warranty service, contact Belgard at 1-877-BELGARD. A service representative will investigate your claim within 10 business days. If the Belgard product fails to meet the specifications, Belgard will replace the defective product at no charge. Color matching cannot be guaranteed. Belgard will not be responsible for any replacement labor, consequential damages or incidental damages. This warranty gives you specific legal rights, and you may also have other rights which vary from state to state. Some states do not allow for the exclusion or limitation of incidental or consequential damages, so the above limitation or exclusion may not apply to you.

For specific information regarding warranty coverage and exclusions in regards to the Elements and Porcelain Paver products, please visit: [Belgard.com/Warranty](http://Belgard.com/Warranty).

# QUALITY TO THE CORE

With Belgard, you get the nation's leading pavers and landscape walls backed by the foremost experts in the industry.

**BELGARD.COM**

© Copyright 2023 Oldcastle APG, Inc. All Rights Reserved. BEL22-415

PICTURED ON THE COVER: SHERBEYNS LANDSCAPE  
DIMENSIONS® 12 WITH BELGIAN COBBLE BORDER, HIGHLAND® STONE SEAT WALL WITH COPING  
STONE SEAT AND HIGHLAND® STONE CUSTOM FIREPIT