



PINE HALL BRICK

BUILD YOUR DREAMS.



Design Guide

For Your New Brick Home

Brick is a great choice.
Now let's make some more choices!

Maybe you chose brick for its classic and stately appeal. Or you might have chosen brick for its strength, durability and value. Maybe you've always wanted a brick home or you lived in a brick home in your childhood. Brick is timeless and we believe it's the best home building material around.

A brick home never goes out of style. That's a good thing, because brick lasts practically forever. Or, at least 100 years of maintenance-free living.

In this design guide, you'll see how a brick home is not only a great value and a better living experience, but also a beautiful statement of your personality and style. And Pine Hall Brick has plenty of options.



The homes in this Design Guide feature our Augustine and Tidewater series. Augustine is our innovative, deep-textured line of oversize brick that has an artisanal reclaimed look with lots of color and texture variations. Tidewater is a true oversize tumbled brick that captures the warmth of early American handmade brick.

It's the smartest choice in so many ways.

Visit the great cities of the world and you'll see brick that is thousands of years old. Here in America, our most historic neighborhoods reveal the brick tradition in homes and streets. Brick is clearly the world's most enduring man-made building material.

THERE ARE LOTS OF MODERN BENEFITS.

Brick's insulating qualities make it one of the most efficient building materials for heating and cooling a home. When you combine a 4-inch brick veneer with a 1-inch airway between the house frame, you get a system that makes your home more comfortable in all seasons. This includes eliminating moisture and mold.

Nothing stands up to high winds, hail and storm debris as reliably as brick. And nothing needs as little maintenance as brick veneer. No scraping, no painting.

All this quality shows. You can see it from the curb! Little wonder brick homes have a **6% higher resale value** than homes built with other materials.

Maintenance

Good news! Brick requires very little maintenance over time. While most other siding materials require regular care—like painting that costs thousands of dollars—you can spend that money on more important things.

Durable

We fire our brick to nearly 2000°. No other manufactured home building material can match brick for strength.

Green

Entirely sustainable, brick is made from the Earth's most plentiful materials. Brick homes save you 2 to 8% on your heating and cooling costs, according to the national Home Energy Rating System (HERS).

Safe

The Three Little Pigs were right! Independent safety tests at Texas Tech University showed brick walls withstanding impact from objects at hurricane force speeds. Other wall systems didn't measure up.

Beautiful

Brick manufacturing is an art. We offer a wide range of colors, textures and finishes by controlling materials, firing temperatures and production processes.



Let's start at the top

SELECT YOUR ROOF COLOR FIRST.

What color is your roof? That's a great place to start deciding your design scheme.

Brick homes have a wide range of hues and textures and the roof is a dominant color factor. Once you know your roof color, you can base your selection of brick, mortar and trim to contrast and complement what's on top.

tip

YOU HAVE A LOT OF OPTIONS, but don't let them overwhelm you. Ask for a shingle sample, pick up some paint swatches and compose a palette you like. Then choose the brick, mortar and trim paint that help you achieve your vision.



FOR NON-BRICK AREAS

You can be bold with up to three different trim colors. For example, make the front door stand out with one accent color.

Highlight other features—gables and window frames—with a second accent. Use a third more subtle color in all other trim areas.

Mortar makes
it all work.



THERE'S MORE TO MORTAR THAN CEMENT

Mortar accounts for about 20% of the total surface of a brick home. In side-by-side comparisons, the same brick can look completely different by changing mortar colors.

Gray is the most commonly used mortar color. It contrasts with most brick colors, highlighting the blend of brick colors nicely. But the most popular color mortar is buff (a yellowish tan). In addition to highlighting the blend of brick colors similarly to gray mortar, buff creates a soft, warm appearance.

Local

Ask about the sand color in your local area. It can affect the color of your chosen mortar. White sand is recommended for a lighter color.

Color

Choosing a mortar color that matches a main color of your brick will dramatically highlight the other colors within the blend. Or it can create a unifying effect, depending on the colors.



WHO KNEW CEMENT COULD BE SO COLORFUL?

Using Argos cement you can create exactly what you imagine for your home with long-lasting colors, custom blended for your home. And you can take pride in your home using all-natural, sustainable materials that assure maximum energy conservation.



A SAMPLE OF WHAT ARGOS HAS TO OFFER


In order to make precise color selections easier, joint-size color sticks are available. If you don't see a mortar you like, ask your Pine Hall Brick sales representative, as other colors may be available.

Mortar has a lot to offer.



If you're thinking of a black roof...

you can achieve beautiful contrast when you use colors and textures like these.



OYSTER PEARL




CHESAPEAKE PEARL




OLD YORKTOWN




RICHMOND HILL




CAPE CHARLES



HAMPSHIRE



RUSTIC VILLAGE




FRENCH MANOR

tip

THINK CAREFULLY ABOUT YOUR ROOF COLOR.

The brick and roof combination is the dominant aesthetic of your home, so it's important at this point to be sure you're happy with your choices.

Black roofs can create a powerful, stately appearance.




Ask about pavers!

Pick a clay paver that blends with your roof and complements your brick, like our Old Tavern.

With a brown or weatherwood roof...


these selections of brick combine well.




OLD IRVINGTON




CASA GRANDE




SOUTHPORT



BLACKMOOR



ASHTON COURT



OLD HAMPTON

tip

LOOKING FOR A MORE SUBTLE BRICK AND ROOF COMBO?

Neutral colors work nicely with brown roofs.

THINK ABOUT HOW YOUR HOME WILL FIT INTO YOUR NEIGHBORHOOD.

Do you want your house to stand out or blend in?



Ask about pavers!

An earth tone paver like our Old Mocha and Old Mill work great with brown or weatherwood roofs.

With a blue/green roof...


the colors in these selections pair nicely with their blue highlights and tones.




OLD IRVINGTON




CHESAPEAKE PEARL




ASHTON COURT




OLD HAMPTON




CAPE CHARLES




HAMPSHIRE



RUSTIC VILLAGE



FRENCH MANOR



PART OF THE CHARM OF BRICK IS ITS VARIANCE.

Like paint, brick is all about shades, tints and hues. There is also a variety of textures, from smooth finishes to a vintage reclaimed look.

If you're considering bronze windows,
**MAKE SURE YOUR TRIM COLOR IS NEUTRAL
AND COMPLEMENTS THE OVERALL DESIGN.**



Ask about pavers!

Red blend pavers like our Full Range and Autumn are perfect for traditional red brick houses.

With a gray or charcoal roof...


consider these brick for a little contrast in color.



OLD IRVINGTON




CASA GRANDE




SOUTHPORT




STRATFORD ROSE



BLACKMOOR




ASHTON COURT



OLD HAMPTON

Gray plays really well with pinks & oranges.



DON'T OVERTHINK YOUR CHOICES!

Chances are the first brick you are drawn to will be your favorite. Make a decision and move on.


Ask about pavers!
Our Cocoa pavers go well with light colored brick like Oyster Pearl, Chesapeake Pearl and French Manor.



for adding stone to your brick home

STONE FACADES AND STACKED FEATURES CAN COMPLEMENT A BRICK HOME, BUT IT TAKES A CAREFUL EYE TO GET THE IDEAL BALANCE.

- * USE THE PRINCIPLE OF SCALE. APPLY LARGE STONES ALONG THE FOUNDATION TO AVOID OVERPOWERING THE BRICK.
- * RECTANGULAR SHAPES—LIKE THE LEDGE STONE SHOWN AT RIGHT—CAN WORK WITH BRICK AS LONG AS THE STONES ARE LARGER THAN THE BRICK.



Make selections that coordinate and don't look too busy.

- * IF YOUR BRICK CHOICE HAS LOTS OF COLOR AND TEXTURE VARIATIONS, CHOOSE STONE WITH LESS VARIANCE.
- * ANGULAR AND COLORFUL STONE GO WELL WITH BRICK THAT HAVE A UNIFORM APPEARANCE.



Want a more uniform or solid facade?

- * BE SURE EITHER YOUR BRICK OR YOUR STONE RELATE TO YOUR ROOF COLOR.

- * CHOOSE A BRICK AND STONE COLOR COMBINATION THAT IS CLOSELY RELATED.



BE SURE TO ASK FOR PINE HALL BRICK'S FIREBRICK FOR THE INSIDE OF YOUR NEXT FIREPLACE!

Wendy & Brittany want your home to be truly yours!



Partners in the award-winning firm, Homestyles Interior Design, Brittany Raines (left) and Wendy Yeakley (right) sat down with Pine Hall Brick to make recommendations and selections for this design guide. Their suggestions are based on years of design experience, education and well-trained eyes for color. Pine Hall Brick is grateful for their participation.

Tip: Extend the beauty and value of your brick home with outdoor rooms, patios and walkways.

Our homes are turning 100!



FOR NEARLY A CENTURY,
FAMILY-OWNED PINE HALL BRICK
HAS SET THE STANDARD FOR
QUALITY AND INNOVATION IN
THE MANUFACTURE OF BRICK
AND PAVERS.

The company's pride is evident in all Pine Hall Brick products, which cover an expansive range of colors, textures, styles and shapes.

Nearly all of the products sold over the history of the company are still in service today. So thousands of beautiful homes across America stand as testimony to Pine Hall Brick excellence.

For North Carolina showroom locations and information, go to

pinehallbrick.com/showrooms



PINE HALL BRICK

BUILD YOUR DREAMS.

Pine Hall Brick, Inc. • www.pinehallbrick.com



2701 Shorefair Drive • Winston-Salem, NC 27105 • (336) 721-7500 • 1-800-334-8689