



BELGARD
PAVES THE WAY™



BRANDS THAT BRING OUTDOOR LIVING TO LIFE

Together with our fellow Oldcastle® APG brands, we not only transform outdoor spaces, we transform the way families exist in those spaces. In the following pages, enjoy inspiration and resources for your own outdoor transformation, including ideas for pairing Belgard with other products to bring your outdoor vision to life.

A FAMILY OF BRANDS



MoistureShield
COMPOSITE DECKING



ECHELON



Techniseal

Barrette
OUTDOOR LIVING

Pebble
Technology



Oldcastle APG
A CRH COMPANY



ECHELON
Echelon.com

BELGARD
Belgard.com

PEBBLETEC
PebbleTec.com

TECHNISEAL
Techniseal.com

SAKRETE
Sakrete.com

BARRETTE OUTDOOR LIVING
BarretteOutdoorLiving.com

MOISTURESHIELD
MoistureShield.com

SHOP BY APPLICATION



12 PAVERS

Artisan.....	p. 14
Metropolitan.....	p. 18
Natural.....	p. 26
Heritage.....	p. 32
Environmental.....	p. 48
Porcelain.....	p. 52



58 WALLS

Metropolitan.....	p. 60
Natural.....	p. 66
Heritage.....	p. 74



84 CUSTOMIZE YOUR SPACE

Artforms™.....	p. 86
Elements.....	p. 88
Fire Features.....	p. 90
Caps, Coping, Edgers & Steps.....	p. 100
Paver Protection & Restoration.....	p. 110
Lighting.....	p. 111



METROPOLITAN

Smooth finish. Straight lines.

Paversp. 18
 Wallsp. 60
 Artforms™ Panel Systemp. 86
 Features.....p. 90



NATURAL

Look of slate and worn stone. Sculpted.

Paversp. 26
 Wallsp. 66
 Features.....p. 92



HERITAGE

Tumbled. Soft edges. Split face.

Paversp. 32
 Wallsp. 74
 Features.....p. 98

SHOP BY *COLLECTIONS*

BY BELGARD®

Organized by texture and style, each collection offers coordinated looks that pair well together or can be mixed and matched for a unique design.



ENVIRONMENTAL

Permeable. Eco-friendly.

Paversp. 48



PORCELAIN

High-definition. Unbeatable durability.

Paversp. 52
Features.....p. 106



ARTISAN

Hand-tooled. Contemporary.


Get ready for an explosion of creativity with new and unique textures designed for elegant, contemporary outdoor living.

Paversp. 14

YOUR DREAMS NOW **A-REALITY.**

Picturing the perfect backyard has never been more simple.
Now with Augmented Reality functionality built right into
the Belgard Rooms platform, you can pick the top trending
designs and instantly bring it to life in your own backyard.


try it



BELGARD
ROOMS

BROUGHT TO YOU BY
BELGARD DESIGN STUDIO

SEE ROOMS COME TO LIFE
WITH ANIMATED TOURS



BELGARD®



ROOMS GALLERY

From cozy, rustic kitchens to modern, spacious living rooms, take a scroll through some of our favorite backyards. Download one of our existing plans to use as a complete guide or a starting foundation and take the first step toward that backyard you've been dreaming of.

Filter 0



Size



126 Rooms

Views: 30 100 All



Natural Firepit
Living Room 3C



Natural Firepit
Living Room 2A



Metropolitan Firepit
Living Room 2C



Metropolitan Kitchen
6A



Natural Dining Room
1A



Natural Kitchen
3B



SHOP BY ROOM

With over 100 designs to choose from, Belgard Rooms can help you plan the ideal backyard addition. Choose from a variety of room sizes, styles and design features. Each room is designed to work alone or seamlessly pair with other rooms within the portfolio. For total backyard transformations, browse our library of beautifully coordinated Multi-Room Spaces.

NEW CREATIVE SPACES



design tip



Composite decking is an excellent choice for adding beautiful built-in seating to outdoor rooms. Visit [MoistureShield.com](https://www.moistureshield.com)



2019
Whitefish, MT



2021
Newport, RI



2020
Hilton Head Island, SC



2018
Gig Harbor, WA

ROOM *to* DREAM

8 YEARS OF INSPIRING OUTDOOR
LIVING DREAMS TOGETHER

Our long-term sponsorship of the HGTV® Dream Home means collaborating with top design professionals to create trend-forward outdoor spaces that inspire millions of homeowners. **Visit Belgard.com/HGTVDreamHome**

HGTV, HGTV Dream Home, HGTV Dream Home Giveaway and their associated logos are trademarks of Discovery or its subsidiaries and affiliates. All rights reserved. Photos © 2023 Discovery or its subsidiaries and affiliates. All rights reserved.


HGTV
DREAM HOME
PROUD SPONSOR 2023




STAY TUNED

Scan to see this year's home set in the heart of the Rocky Mountain high country, Morris, Colorado. #backyardbyBelgard






TIDEPPOOL
Belgard's Colors of the Year



COLORS *OF THE* YEAR

Adorn your outdoor designs with Belgard's Colors of the Year. Harmonizing tones that intertwine elements of land and sea to enhance your space with a soothing sense of calmness.



SEAGRASS
Belgard's Colors of the Year



POST-INSTALL SEALANT
Adds 3-5 years of weather protection
Color enhancing options available

TRUECOLOR™
Inline factory-applied sealer enhances
resistance to stains & fading

DURAFUSION™
Fused layer of ultra-fine aggregates for
enhanced color, texture & durability

FOUNDATION MIX
High-performance layer of
fine to large aggregates

CORE MIX
High-quality mix of fine to medium
aggregates & integrated color

➔ VISIT Belgard.com/Quality
FOR MORE INFORMATION

QUALITY TO THE CORE

Belgard pavers are the most trusted on the market with top quality materials and color blends in every paving stone. Depending on your product selections, there are additional options that can further enhance your paver designs or increase the durability of your outdoor spaces.

ENHANCEMENT OPTIONS	LIFETIME LIMITED WARRANTY	DURABILITY	SUPERIOR STRENGTH	WITHSTAND FADING	WEATHER RESISTANCE	STAIN RESISTANCE	ENHANCED ABSORPTION PROTECTION	ENHANCED COLORS	LASTING TEXTURE
Color Boost Sealer <i>See page 110</i>		•		•	•		•	•	•
Wet Look Sealer <i>See page 110</i>		•		•	•		•	•	•
T2™ <i>TrueColor + DuraFusion</i>	•	•	•	•	•	•	•	•	•
TrueColor™	•	•		•	•	•	•	•	
DuraFusion™	•	•	•		•		•	•	•
Artisan Textures <i>See collection on page 14</i>	•	•							•
Foundation Mix	•	•							•
Core Mix	•	•							•



*Look
for this*

to find products that can
be easily installed together
with minimal waste.

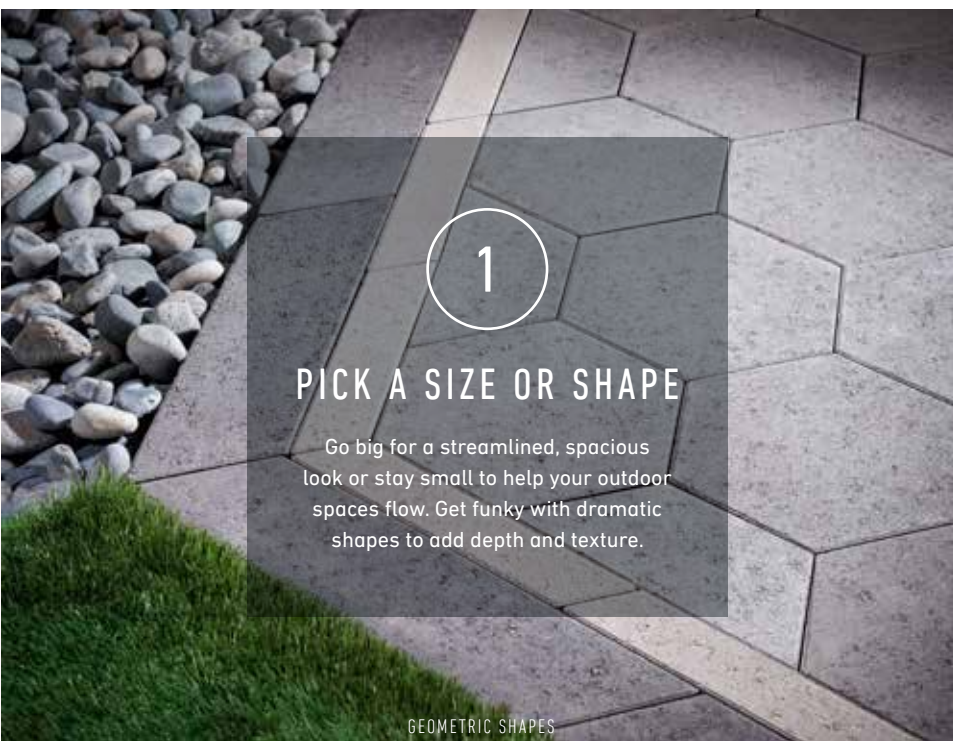


AN ARRAY OF COLORS, TEXTURES & SHAPES

DESIGNED TO PAIR EFFORTLESSLY TOGETHER

We've expanded our selections of modular pavers that are all designed in 3-inch increments to simplify the creation of custom outdoor spaces. Modular sizing provides a simpler design process, faster installation and less waste.

LARGE, SMALL & EVERYTHING IN-BETWEEN



1

PICK A SIZE OR SHAPE

Go big for a streamlined, spacious look or stay small to help your outdoor spaces flow. Get funky with dramatic shapes to add depth and texture.

GEOMETRIC SHAPES

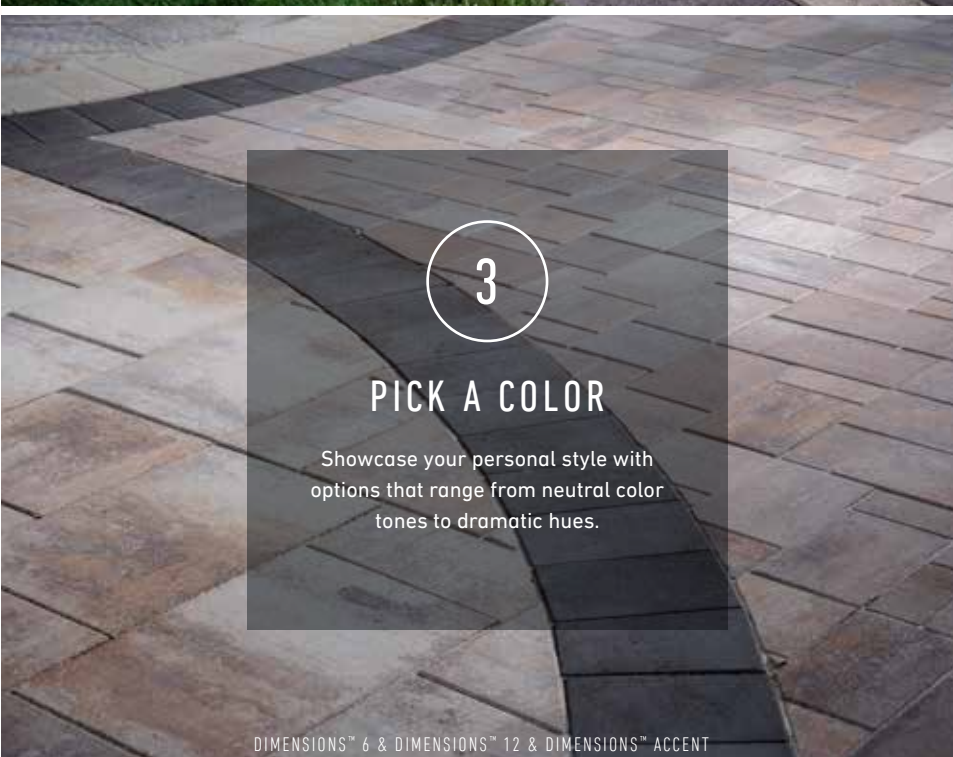


2

PICK A TEXTURE

Choose your favorite texture for your entire project. Smooth, natural, tufted or tumbled the options are limitless!

ORIGINS™ 12, ORIGINS™ ACCENTS & BROOKLYN PAVER

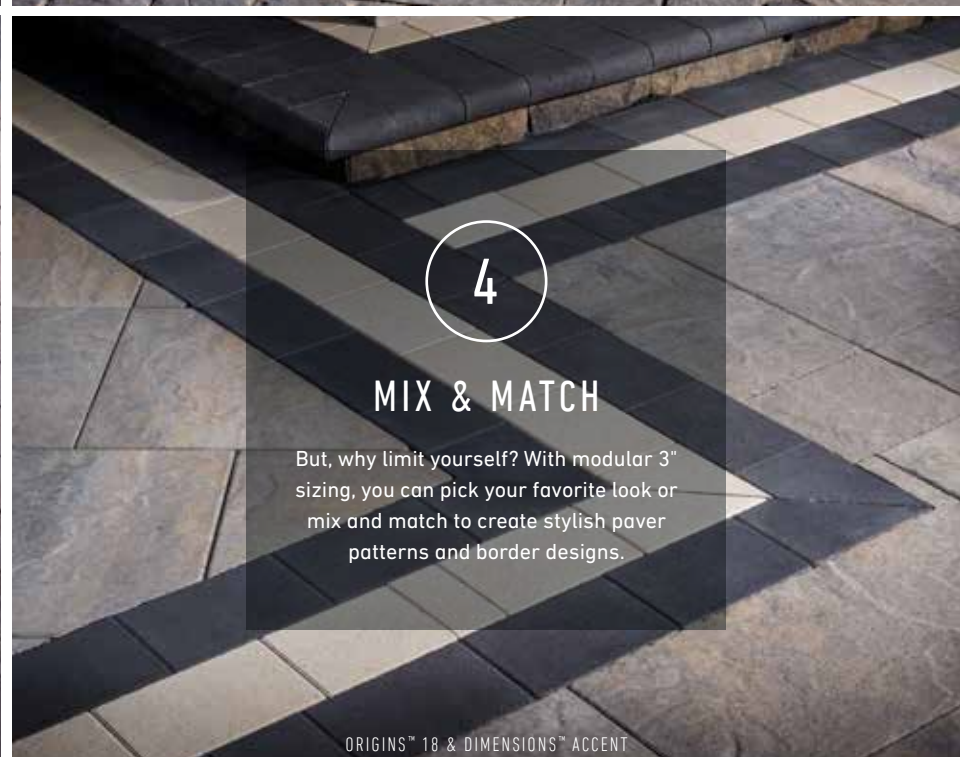


3

PICK A COLOR

Showcase your personal style with options that range from neutral color tones to dramatic hues.

DIMENSIONS™ 6 & DIMENSIONS™ 12 & DIMENSIONS™ ACCENT



4

MIX & MATCH

But, why limit yourself? With modular 3" sizing, you can pick your favorite look or mix and match to create stylish paver patterns and border designs.

ORIGINS™ 18 & DIMENSIONS™ ACCENT



ARTISAN

16
Basalt™

METROPOLITAN

18
Dimensions™

20
Dimensions™ Slab

21
Dimensions™ Accent

22
Melville™ Plank

24
Melville™ Slab

NATURAL

26
Mega-Arbel®

28
Origins™

30

Origins™ Accent

HERITAGE

32
Belgian Cobble®

34
Brooklyn™

36
Dimensions™ Antiqued

38
Dublin Cobble®

40
Holland Stone

42
Mega-Kingston™

44
Origins™ Antiqued

46
Old York™

ENVIRONMENTAL

48
Aqualine™

50
Urbana® Stone

PORCELAIN

52
Glocal

53
Lagoon

54
Noon

55
Quarziti 2.0

56
Verona™

LEGEND



slate • smooth • tumbled



PAVERS

Basalt™



INTRODUCING IN 2023
**ARTISAN
COLLECTION** **A**

Textiles™

Papyrus™

Empire™







BASALT™

PAVER / 60MM



6 x 12

12 x 12

12 x 18



 SCANDINA GRAY



 MIDNIGHT



DURAFUSION™
Unmatched Durability

*Please refer to page 9 for
more information.*





design tip
Protect your investment
with sealant. See page 110

 **DIMENSIONS™**
3-PIECE SYSTEM / 60MM



Dimensions 6
3 x 6
6 x 6
6 x 9

Dimensions 12
6 x 12
12 x 12
12 x 18

Dimensions 18
9 x 18
18 x 18
18 x 27



Dimensions 12

**Only available in Dimensions 6
Swatch represents color only, not texture*



 ASPEN



 BLU IRON*



 CHESWICK



 COTSWOLD MIST

Dimensions 18



 NEWPORT GRAY



 WALNUT



DURAFUSION™
Unmatched Durability

*Please refer to page 9 for
more information.*



DURAFUSION™
 Unmatched Durability
Please refer to page 9 for more information.



DIMENSIONS™ SLAB


SLAB / 60MM



Dimensions 24 x 36



Dimensions 12 x 24



 CHESWICK



 FOUNDRY



 LINEN



 NEWPORT GRAY

12 x 24

24 x 24

24 x 36

DIMENSIONS™ ACCENT


ACCENT / 60MM



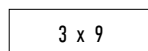
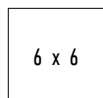
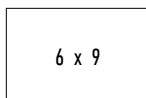
 MIDNIGHT



 MOONLIGHT



 RUSSETT



 **DURAFUSION™**
Unmatched Durability
*Please refer to page 9 for
more information.*

MELVILLE™

PLANK / 60MM



7½ x
11¹³/₁₆

7½ x 15³/₄

7½ x 19¹¹/₁₆



 **NEWPORT GRAY**




 **MIDNIGHT**



 **MOONLIGHT**







DURAFUSION™
 Unmatched Durability
Please refer to page 9 for more information.

design tip
 Create a sense of tranquility by enhancing your space with SEAGRASS, one of Belgard's Colors of the Year. **See page 8**

MELVILLE™

SLAB / 80MM



**Only available in accent colors*



ASPEN



COTSWOLD MIST



NEWPORT GRAY



MOONLIGHT ACCENT



MIDNIGHT ACCENT

15 x 7 1/2*

15 x 7 1/2

15 x 15

15 x 22

FINISH YOUR SPACE

For a cohesive look, add finishing touches to your space with these products that coordinate with the **Metropolitan Collection**. *Rendered by Belgard Design Studio*

MELVILLE™
FIREPLACE
PAGE 90

ARTFORMS™
PAGE 86

BARRETTE OUTDOOR LIVING®
ALUMINUM PERGOLA
BarretteOutdoorLiving.com

MOISTURESHIELD® MERIDIAN™
COMPOSITE DECKING
MoistureShield.com/Meridian

PEBBLETEC®
FIRE BOWL
PebbleTec.com

MELVILLE™ WALL & CAP
PAGE 64

TRU-SCAPES®
MODERN PATH LIGHT
PAGE 111

MEGA-ARBEL[®]

PATIO SLAB / 60MM



MINNESOTA SERIES



ASHBURY HAZE



COTSWOLD MIST



NEWPORT GRAY



IOWA SERIES



 ASPEN BLEND



 BRITTANY BEIGE



 RIO



TRUECOLOR™
Pre-Sealed Promise

*Please refer to page 9
for more information.*



DURAFUSION™
Unmatched Durability
Please refer to page 9 for
more information.

 **ORIGINS™**
3-PIECE SYSTEM / 60MM



Origins 6
3 x 6
6 x 6
6 x 9

Origins 12
6 x 12
12 x 12
12 x 18

Origins 18
9 x 18
18 x 18
18 x 27



Origins 18

*Only available in Origins 6
Swatch represents color only, not texture



 ASPEN



 BLU IRON*



 CHESWICK



 COTSWOLD MIST

Origins 18



 NEWPORT GRAY



 WALNUT

design tip



Both designed in 3" increments, pair Origins™ with Dimensions™ to create visually interesting borders and inlay designs of varying textures.





HGTV
DREAM HOME
PROUD SPONSOR 2022

Belgard.com/HGTVdreamhome

DURAFUSION™
Unmatched Durability

Please refer to page 9 for more information.



ORIGINS™

ACCENT / 60MM



 MIDNIGHT



 MOONLIGHT



 RUSSETT

3 x 3

6 x 6

6 x 9

FINISH YOUR SPACE

For a cohesive look, add finishing touches to your space with these products that coordinate with the **Natural Collection**. *Rendered by Belgard Design Studio*

BARRETTE OUTDOOR LIVING®
SANIBEL DECORATIVE SCREEN PANELS
BarretteOutdoorLiving.com

MOISTURESHIELD® ELEVATE™
COMPOSITE DECKING
MoistureShield.com/Elevate

ELEMENTS™
GRILL & DOORS
PAGE 88

LANDINGS™ STEP
PAGE 109

TRU-SCAPES®
PAVER LIGHTS
PAGE 111

ASHLAR TANDEM™
WALL & CAP
PAGE 66

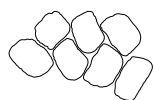


BELGIAN COBBLE[®]

PAVER / 60MM



VARIABLE x 2%



BARKWOOD



MIDNIGHT



MOONLIGHT





T2™
TrueColor + DuraFusion

Please refer to page 9 for
more information.

NEW



BROOKLYN™
PAVER / 60MM



3 x 9



 MIDNIGHT



 CARMINE



 ROSEWOOD



 SCANDINA GREY



DURAFUSION™
 Unmatched Durability
 Please refer to page 9 for more information.

NEW



DIMENSIONS ANTIQUED™

PAVER / 60MM



Dimensions Antiqued 6

3 x 6

6 x 6

6 x 9

Accent*

6 x 9

**Only available in Midnight
 All swatches represent product color only, not surface texture*




BLÜ IRON




COTSWOLD MIST



NEWPORT GRAY



MIDNIGHT ACCENT



DUBLIN COBBLE[®]

PAVER / 60MM



3 x 6

6 x 6

6 x 9

IOWA SERIES



APSEN BLEND



FOSSIL BEIGE



BLACK DIAMOND



TRUFCOLOR™
Pre-Sealed Promise
*Please refer to page 9
for more information.*

DURAFUSION™
Unmatched Durability
*Please refer to page 9 for
more information.*

HOLLAND STONE

PAVER / 60MM & 80MM*



3 7/8 x 7 7/8

DuraFusion only available in 80mm ** Only available in 60mm * Available in 60mm and 80mm*

MINNESOTA SERIES



FIELDSTONE**



FOUNDRY**



 CHARCOAL***



 LINEN***



IOWA SERIES



 BURNT AMBER**



MEGA-KINGSTON™

PAVER / 60MM



3⁹/₁₆ x 7¹/₁₆

7¹/₁₆ x 7¹/₁₆

7¹/₁₆ x 10⁵/₈

5¹/₂ x 8¹/₄

Accent*


*Availability in 5¹/₂ x 8¹/₄



COTSWOLD MIST



FIELDSTONE



CHARCOAL
ACCENT*



 DURA FUSION™
Unmatched Durability
*Please refer to page 9 for
more information.*

 ORIGINS™
ANTIQUED
PAVER / 60MM



Origins Antiqued 6

3 x 6

6 x 6

6 x 9

All swatches represent product color only, not surface texture

 BLU IRON



 COTSWOLD MIST



 NEWPORT GRAY







 **DURAFUSION™**
Unmatched Durability
*Please refer to page 9 for
more information.*

OLD YORK™

PAVER / 60MM



 MIDNIGHT



 PEWTER

3 15/16 x 7 7/8

FINISH YOUR SPACE

For a cohesive look, add finishing touches to your space with these products that coordinate with the **Heritage Collection**. *Rendered by Belgard Design Studio*

BARRETTE OUTDOOR LIVING®
VINYL PICKET FENCING
BarretteOutdoorLiving.com

MOISTURESHIELD® VISION™
COMPOSITE DECKING
MoistureShield.com/Vision

DIAMOND®
WALL & CAP
PAGE 74

MARINA™ COPING
PAGE 104

WESTON STONE™
FIRE PIT
PAGE 98

AQUALINE™

PERMEABLE PAVER / 80MM




6 x 6

6 x 12

12 x 12

All swatches represent product color only, not surface texture


 COTSWOLD MIST

 LINEN

 MIDNIGHT



DURAFUSION™
Unmatched Durability
Please refer to page 9 for
more information.

HGTV
DREAM HOME
PROUD SPONSOR 2022

[Beldgard.com/HGTVdreamhome](http://Belgard.com/HGTVdreamhome)

design tip

We recommend NOCO™ Polymeric Joint Sand for non-permeable applications of this product. See page 110

URBANA® STONE

PERMEABLE PAVER / 60MM



3¾ x 7¾

7¾ x 7¾

7¾ x 11¾

MINNESOTA SERIES



ASPEN BLEND



COTSWOLD MIST



NEWPORT GRAY



IOWA SERIES



 ASPEN BLEND



 BRITTANY BEIGE



 NEWPORT GRAY

 **TRUECOLOR™**
Pre-Sealed Promise

*Please refer to page 9
for more information.*

GLOCAL

CONCRETE FINISH




MIRAGE
Porcelain. Design. Sustainability.



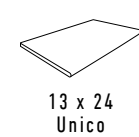
v2
CLASSIC
GC 05



v2
CLEAR
GC 01



v2
IDEAL
GC 03



24 x 24

LAGOON

STONE FINISH



MIRAGE
Porcelain. Design. Sustainability.



 **v2**
MOONBEAM
LG 01 ST

 **v2**
SHARKSKIN
LG 04 ST

24 x 48





NOON

WOOD FINISH



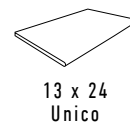
v4
DAYLIGHT
NN 01 ST



v4
EMBER
NN 02 ST



v3
HONEY
NN 03 ST



13 x 24
Unico

8 x 48

12 x 48

QUARZITI 2.0

STONE FINISH



  **GLACIER**
QR 01 NAT



  **MOUNTAINS**
QR 02 NAT



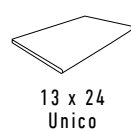
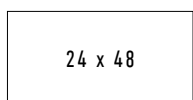
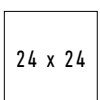
 **WATERFALL**
QR 03 NAT



 **RIVER**
QR 04 NAT



 **MANTLE**
QR 05 NAT





VERONA™

STONE FINISH



BLUE STONE
VR 01



PLATINUM
VR 04



TAOS
VR 02



YUKON
VR 03

24 x 24

FINISH YOUR SPACE

For a cohesive look, add finishing touches to your space with these products that coordinate with the **Porcelain Collection**. *Rendered by Belgard Design Studio*

BARRETTE OUTDOOR LIVING®
MIXED MATERIAL FENCING
BarretteOutdoorLiving.com

PORCELAIN VENEER
Belgard.com/Veneer

PEBBLETEC®
WATER FEATURES
PebbleTec.com

PEBBLETEC® POOL FINISHES
PebbleTec.com

UNICO COPING
PAGE 106

MOISTURESHIELD® MERIDIAN™
COMPOSITE DECKING
MoistureShield.com/Meridian





METROPOLITAN

60

Diamond Pro®
Smooth Face

62

Melville Tandem™

64

Melville™ Wall

NATURAL

66

Ashlar Tandem™

68

Brisa® Wall

70

Diamond Pro®
Quarried Face

72

Lamina Tandem™

HERITAGE

74

Diamond®
Straight Face

76

Diamond Pro®
Straight Face

78

Diamond Pro Stone Cut®

80

Highland Stone®

81

Sterling®

82

Weston Stone™
Universal

Belgard wall products are backed by the industry's foremost team of experts in the manufacture, design, installation, and maintenance of wall systems.



freestanding • retaining • garden



WALLS

DIAMOND PRO[®]

SMOOTH FACE

RETAINING WALL



COORDINATING CORNER
PIECES AVAILABLE

MINNESOTA SERIES



MIDNIGHT




MOONLIGHT



NEWPORT GRAY

IOWA SERIES



CHARCOAL

design tip



Illuminate your space
with hardscape lights.
See page 111

H x W x D


8 x 18 x 12

4 x 18 x 13
4" Cap

See corner/column on page 126

HGTV
DREAM HOME
PROUD SPONSOR 2022

Belgard.com/HGTVdreamhome



MELVILLE TANDEM™

FREESTANDING / RETAINING WALL



DANVILLE BEIGE



PEWTER

H x W x D




7 x 13³/₁₆ x 2⁵/₈



7 x 15¹³/₁₆ x 2⁵/₈



7 x 18⁷/₁₆ x 2⁵/₈



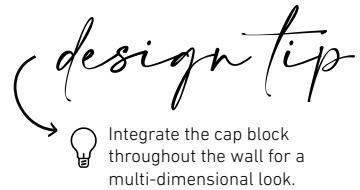
3¹/₄ x 24 x 15
Cap

See construction pieces on page 127 & U Start Base Block® on page 126

HGTV
DREAM HOME
PROUD SPONSOR 2022

Belgard.com/HGTVdreamhome





MELVILLE™ WALL

FREESTANDING / RETAINING WALL



MIDNIGHT



MOONLIGHT



NEWPORT GRAY

H x W x D



4 x 20 x 10



2 x 20 x 13*

*Can be used as cap and/or wall block



ASHLAR TANDEM™

FREESTANDING / RETAINING WALL



PEWTER



SCANDINA GRAY



SHELBY BLEND

H x W x D




7 x 13³/₁₆ x 2⁵/₈



7 x 15¹³/₁₆ x 2⁵/₈




7 x 18⁷/₁₆ x 2⁵/₈



3¹/₄ x 24 x 15
Cap

See construction pieces on page 124 & U Start Base Block® on page 126





BRISA® WALL

FREESTANDING / RETAINING WALL



ARCTIC GOLD



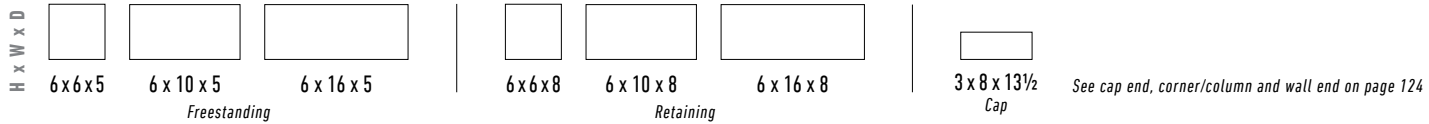
HERITAGE




MOONLIGHT



NEWPORT GRAY





COORDINATING CORNER
PIECES AVAILABLE



DIAMOND PRO[®]

QUARRIED FACE
RETAINING WALL

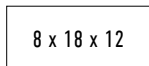


NEWPORT GRAY



GOLD CREEK

H x W x D



8 x 18 x 12



4 x 18 x 12
4" Cap

See corner on page 125



design tip



Color-changing lights are a fun way to light up your space.

See page 111

LAMINA TANDEM™

FREESTANDING / RETAINING WALL



*Swatches represent product color only, not surface texture



PEWTER



SCANDINA GRAY*



SIENNA BLEND

H x W x D




7 x 13³/₁₆ x 2⁵/₈



7 x 15⁹/₁₆ x 2⁵/₈



7 x 18⁷/₁₆ x 2⁵/₈



3¹/₄ x 24 x 15
Cap

See construction pieces & U Start Base Block* on page 126



DIAMOND[®]

STRAIGHT FACE

RETAINING WALL



MINNESOTA SERIES



CHARCOAL



COTSWOLD MIST



DESERT TAN



GRAPHITE



GRAY

H x W x D

6 x 17 x 12

3 x 18 x 13
3" Universal Cap



IOWA SERIES



CHARCOAL



GREY



TAN



PLUM BROWN

6 x 17 x 12

3 x 18 x 10½
Iowa Series Cap



DIAMOND PRO[®]

STRAIGHT FACE

RETAINING WALL



MINNESOTA SERIES



CHARCOAL



COTSWOLD MIST



DESERT TAN




GRAPHITE



GRAY

H x W x D

8 x 18 x 12

4 x 18 x 10
Cap

See corner on page 125



COORDINATING CORNER
PIECES AVAILABLE

IOWA SERIES



CHARCOAL



GRAY



TAN



DIAMOND PRO STONE CUT[®]

RETAINING WALL



IOWA SERIES



BROWNSTONE



GRAYSTONE




RIVER BLEND



SANDSTONE

H x W x D

8 x 18 x 12



4 x 18 x 10 1/2
Cap

See corner on page 125



COORDINATING CORNER
PIECES AVAILABLE





HIGHLAND STONE®

FREESTANDING / RETAINING WALL



COORDINATING CORNER
PIECES AVAILABLE



IOWA SERIES



BROWNSTONE



GRAYSTONE



RIVER BLEND




SANDSTONE


H x W x D



6 x 6 x 9



6 x 12 x 9



6 x 18 x 9

Freestanding



6 x 6 x 12



6 x 12 x 12



6 x 18 x 12

Retaining



3 x 18 x 13
XL Cap

See corner on page 127


STERLING®

FREESTANDING / RETAINING WALL / COLUMN

design tip



This unique block can also be split to make column & corner units with easy-to-locate score lines.



GRAPHITE

H
x
W
x
D

Retaining

6 x 17¼ x 12

3 x 18 x 13
Cap

See construction pieces on page 128. Pins are sold separately.



design tip



Illuminate your space
with hardscape lights.
See page 111

WESTON STONE™

UNIVERSAL

FREESTANDING / RETAINING WALL



MINNESOTA SERIES



CHARCOAL



COTSWOLD MIST



NORTHWOODS

H x W x D



4 x 8 x 12
Universal



IOWA SERIES



BRITTANY BEIGE



CHARCOAL



COTSWOLD MIST





**ARTFORMS™
MODULAR PANEL
SYSTEM**

86

**OUTDOOR KITCHENS
& FIRE FEATURES**

88

Elements™ Appliance
& Accessories

90

Melville™ Series

92

Beaufort™ Series

94

Bordeaux™ Series

96

Bristol™ Series

98

Weston Stone™
Fire Pit Kit

EDGERS

100

12" EdgeStone

CAPS & COPING

101

Anchor™ Caps
Pillar, Seat Wall
& Fire Pit

102

Laguna® Coping

104

Marina™ Coping

106

Unico Coping

STEPS

108

Granika Step®

109

Landings™ Step Unit

PAVER RESTORATION

110

LIGHTING

111

accents • features • accessories



Origins 18, Dimensions Accent 6x9, Lamina Tandem Wall & Bordeaux Linear Fire Table

CUSTOMIZE YOUR SPACE

HGTV
DREAM HOME
 PROUD SPONSOR 2023
[Beltgard.com/HGTVdreamhome](http://Belgard.com/HGTVdreamhome)

ARTFORMS™

MODULAR PANEL SYSTEM



6 x 36

18 x 36

Artforms simplifies the design of contemporary outdoor living spaces. This unique modular panel system offers sleek lines and rich color blends to create eye-catching outdoor kitchens and limitless outdoor living features.




VISIT Beltgard.com/Artforms
 FOR MORE INSPIRATION

9 DESIGN IDEAS USING ONLY 2 PALLETS*

Two modular panel sizes can create a myriad of outdoor living solutions, offering quicker install without sacrificing style.



AMBER BEIGE



ROCKLAND BLACK
Only available in 6 x 36



SCANDINA GRAY

design tip



For more project ideas download our Artforms™ Idea Book.

**one size per pallet*



ELEMENTS

Outdoor Essentials for Belgard

Complete your project with essential finishing touches designed to work seamlessly with a variety of Belgard products. Elements enhance both beauty and functionality for better outdoor living.



OUTDOOR COOKING



32" Built-in Grill



40" Built-in Grill



Built-in Oven



Single Side Burner



Double Side Burner

design tip



Download our Idea Book for design ideas creating outdoor kitchens and living rooms using Artforms™ and Elements Outdoor Essentials.



OUTDOOR KITCHEN STORAGE



Double Access Doors



Double Drawers



Deluxe Compact Refrigerator

OUTDOOR BAR & SINK



Drop-in Sink



Beverage & Prep Station




Farmhouse Sink

OUTDOOR ACCESSORIES



Rotisserie Kit



Infrared Sear Burner



Stainless Steel Smoker Tray



8pc Pizza Oven Accessory Kit



Gas Timer



Grill Liner



Island Vent

FIRE PIT BURNER KITS & INSERTS



Square Gas Burner Kit



Round Gas Burner Kit



Linear Gas Burner Kit



Smoke-less Insert

VISIT Belgard.com/Elements FOR ADDITIONAL INFORMATION

HGTV
DREAM HOME
PROUD SPONSOR 2023
Belgard.com/HGTVdreamhome



NEW MELVILLE™
SERIES


GRILL ISLAND & FIRE FEATURES



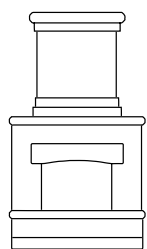
SCANDINA GRAY / MIDNIGHT

PLEASE NOTE: All of our fireplaces and fire pits come standard as wood-burning units. However, our fireplaces and fire pits can be retro-fitted for gas burning log sets and burners. Please contact us for more details at 877-235-4273.

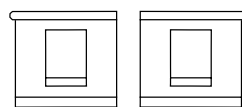
Be sure to check with your local municipality for any codes that may affect your installation. Grill island includes stainless grill and door set. Grill is available in propane or natural gas. Must be specified when placing order.



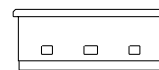
GRILL ISLAND
2'8"D X 5'11"W X 3'5"H
(Grill and doors included)



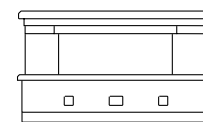
FIREPLACE
2'7"D X 4'3"W X 7'8"H



WOOD BOXES
2'1"D X 3'3"W X 3'1"H EACH
Sold as a pair



LINEAR FIRE TABLE
2'6"D X 5'8"W X 2'5"H



LINEAR FIREPLACE
2'6"D X 7'1"W X 5'4"H



BEAUFORT™ SERIES

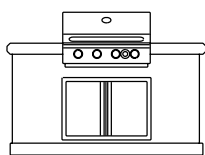
KITCHEN & FIRE FEATURES




SHELBY BLEND / MIDNIGHT

PLEASE NOTE: All of our fireplaces and fire pits come standard as wood-burning units. However, our fireplaces and fire pits can be retro-fitted for gas burning log sets and burners. Please contact us for more details at 877-235-4273.

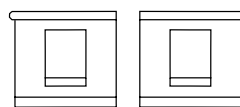
Be sure to check with your local municipality for any codes that may affect your installation. Grill island includes stainless grill and door set. Grill is available in propane or natural gas. Must be specified when placing order.



GRILL ISLAND
2'6" D X 5'11" W X 3'5" H
(Grill and doors included)



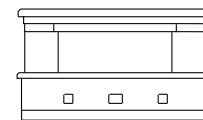
FIREPLACE
2'7" D X 4'3" W X 7'8" H



WOOD BOXES
2'1¼" D X 3'3" W X 3'1" H EACH
Sold as a pair



LINEAR FIRE TABLE
2'11" D X 6'2" W X 2'5" H



LINEAR FIREPLACE
3'6½" D X 7'8" W X 4'5¼" H



BORDEAUX™ SERIES

GRILL ISLAND & FIRE FEATURES



SIENNA / BUFF




PEWTER / MIDNIGHT



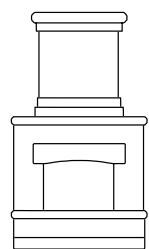
SIENNA / MIDNIGHT

PLEASE NOTE: All of our fireplaces and fire pits come standard as wood-burning units. However, our fireplaces and fire pits can be retro-fitted for gas burning log sets and burners. Please contact us for more details at 877-235-4273.

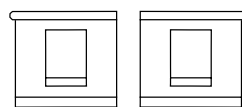
Be sure to check with your local municipality for any codes that may affect your installation. Grill island includes stainless grill and door set. Grill is available in propane or natural gas. Must be specified when placing order.



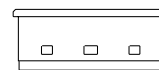
GRILL ISLAND
2'6"D X 5'11"W X 3'5"H
(Grill and doors included)



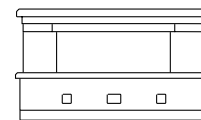
FIREPLACE
2'7"D X 4'3"W X 7'8"H



WOOD BOXES
2'1¼"D X 3'3"W X 3'1"H EACH
Sold as a pair



LINEAR FIRE TABLE
2'11"D X 6'2"W X 2'5"H



LINEAR FIREPLACE
3'6½"D X 7'8"W X 4'5¼"H



design tip



Enliven your outdoor space with a splash of TIDEPOOL, one of Belgard's Colors of the Year. See page 8

BRISTOL™ SERIES

GRILL ISLAND & FIRE FEATURES



GASCONY TAN / ASHBURY HAZE




COTSWOLD MIST / BROOKSTONE SLATE

PLEASE NOTE: All of our fireplaces and fire pits come standard as wood-burning units. However, our fireplaces and fire pits can be retro-fitted for gas burning log sets and burners. Please contact us for more details at 877-235-4273.


Be sure to check with your local municipality for any codes that may affect your installation. Grill island includes stainless grill and door set. Grill is available in propane or natural gas. Must be specified when placing order.



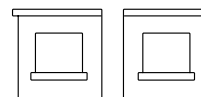
GRILL ISLAND
3'D X 6'4"W X 4'4"H
(Grill and doors included)



FIREPLACE
3'D X 5'5"W X 9'3"H



HEARTH
2'D X 5'5"W X 11"H



WOOD BOXES
2'4"D X 3'W X 3'3"H EACH
Sold as a pair





design tip
 Upgrade to a smoke-less insert.
 See page 88

WESTON STONE™

FIRE PIT KIT



4 x 8

MINNESOTA SERIES



CHARCOAL



COTSWOLD MIST



NORTHWOODS

ROUND FIRE PIT:

Inside is 35" in diameter.
 Stacks up to 3 rows high.
Fire ring included in the kit.



IOWA SERIES



ASPEN BLEND



BRITTANY BEIGE



CHARCOAL



COTSWOLD MIST






12" EDGESTONE

EDGER



BROWN



CAMBRAY TAN




CHARCOAL



TAN/BROWN

ANCHOR™ CAPS

PILLAR, SEAT WALL & FIRE PIT



ANTHRACITE



LEATHER

24 x 24

14 x 30

30 x 30

4-pieces make
a circle

56 x 2½

LAGUNA[®]

COPING / 60MM



1 4³/₁₆ x 2 3⁵/₁₆



MOONSTONE



PEARL





MARINA™

COPING




5¹⁵/₁₆ x 11¹³/₁₆



COTSWOLD MIST



CAMBRAY TAN



MIDNIGHT



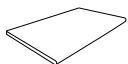


design tip

For more pool design ideas and inspiration visit PebbleTec.com


UNICO

COPING / 20MM



11.75 x 23.5

GLOCAL



v2 CLASSIC
GC 05

v2 CLEAR
GC 01

v2 IDEAL
GC 03

NOON



v4 DAYLIGHT
NN 01 ST

v4 EMBER
NN 02 ST

v3 HONEY
NN 03 ST



QUARZITI 2.0




  **GLACIER**
QR 01 NAT



  **MOUNTAINS**
QR 02 NAT



 **WATERFALL**
QR 03 NA



 **RIVER**
QR 04 NAT



 **MANTLE**
QR 05 NAT





GRANIKA STEP[®]

STEP UNIT



IOWA SERIES



ASHBURY HAZE



COTSWOLD MIST


6 x 38 x 16

LANDINGS™

STEP UNIT

HGTV
DREAM HOME
PROUD SPONSOR 2023


Belgard.com/HGTVdreamhome



BLU STONE



BROWN



MIDNIGHT



MOONLIGHT

6 x 48 x 18





INSTALLATION, RESTORATION & PROTECTION

VISIT Techniseal.com
FOR MORE INFORMATION



JOINTING PRODUCTS



The smart choice for everyday installations



High-performance, the only real no haze, no dust alternative



No compaction – true alternative to mortar, stone dust and polymeric stone dust



Multi-weather jointing compound

STAIN REMOVERS



Organic stain remover



Paint, tar & rubber stain remover



Rust stain remover



Dirt & grease stain remover



Pro-grade oil & grease remover

CLEANERS



Paver restorer removes haze created by some polymeric sands



Paver Prep dislodges efflorescence and ground-in dirt

SEALERS



Natural color with matte finish



Enhanced color with matte finish



Natural color with satin finish



Enhanced color with gloss finish

ADHESIVES




Hardscape foam adhesive



Vertical hardscape adhesive

EDGING & ACCESSORIES



Edging, Spacers & Panel Base System



Fortified hardscape concrete edging



Dry mudset for concrete overlays



Enhanced with Color Boost

HARDSCAPE & LANDSCAPE LIGHTING SOLUTIONS

PAVER LIGHTS *for Walkways*

Available in black or modern gray finish



6", 8" & 9" Paver Lights



Gray finish utilizes a white bulb

HARDSCAPE LIGHTS *for Steps & Walls*

Available in black, bronze or modern gray finish



7" Hardscape Light



NEW Color Changing Bulb Option
Also available in other select products

ACCENT/SPOT LIGHTS *for Plants, Trees, Houses & Landscape Features*

Available in black or bronze finish



Traditional Accent Light



High Power Accent Light



Wall Wash Light

LOW VOLTAGE PATHWAY LIGHTS *for Pathways, Patio Edges & Flower Beds*

Available in black or bronze finish



Traditional Path Light



Classic Path Light



Modern Path Light

PILLAR LIGHTS *for Pillars & Columns*



Traditional Pillar Light



Modern Pillar Light



Noble Pillar Light
Color changing bulb available

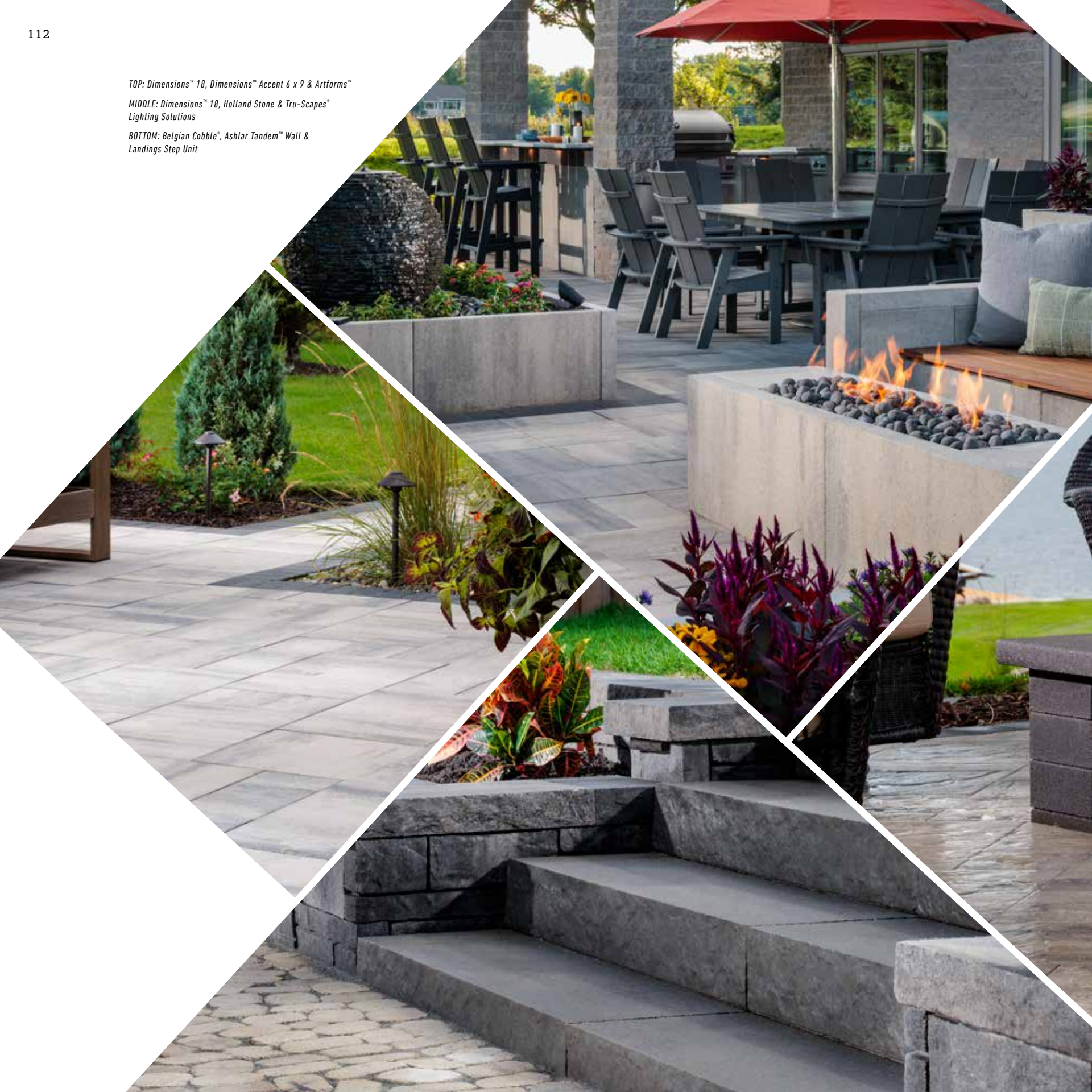
VISIT Belgard.com/Lighting
FOR MORE INFORMATION



TOP: Dimensions™ 18, Dimensions™ Accent 6 x 9 & Artforms™

*MIDDLE: Dimensions™ 18, Holland Stone & Tru-Scapes®
Lighting Solutions*

*BOTTOM: Belgian Cobble®, Ashlar Tandem™ Wall &
Landings Step Unit*



DESIGN

ideas & **INSPIRATION**



*LEFT: Origins™ 18,
Dimensions™ 6 x 9 & Melville™ Wall*



ABOVE: Dimensions™ 18 & Artforms™

*TOP LEFT: Dimensions™ 12, Origins™ Accent 6 x 9
& Artforms™*

*BOTTOM LEFT: Dimensions™ 18, Dimensions™ Accent
6 x 9 & Melville™ Wall*

*TOP RIGHT: Dimensions™ 18, Dimensions™ Accent 6 x 9
& Marina Coping*



BOTTOM RIGHT: Brisa™ Wall & Artforms™ 6 x 36 as a Cap



INSPIRATION GALLERY

Browse images by project type and
save or share your favorites.

[Beldgard.com/Inspiration](https://Belgard.com/Inspiration)






ABOVE: Dimensions™ 18, Holland Stone & Melville™ Wall

RIGHT: Melville™ Slab & Holland Stone










RIGHT TOP: Dimensions™ Slab 24 x 36, Dimensions™ 12, Origins™ Accent 6 x 9, Artforms™ & Tru-Scapes® Lighting Solutions

RIGHT BOTTOM: Dimensions™ Slab 12 x 24, Dimensions™ Accent 3 x 9 & Melville™ Wall






PAVERS




PALLET INFORMATION / ESTIMATING CHART


A BASALT		SQFT/ PALLET	SQFT/ LAYER	LAYER/ PALLET	UNITS/ PALLET	WEIGHT/ PALLET	LNFT/PALLET (SOLDIER)	LNFT/PALLET (SAILOR)
PAVER		6 x 12 x 2 $\frac{3}{8}$ 12 x 12 x 2 $\frac{3}{8}$ 18 x 12 x 2 $\frac{3}{8}$	120	12	10	-	3660	-
H BELGIAN COBBLE®		SQFT/ PALLET	SQFT/ LAYER	LAYER/ PALLET	UNITS/ PALLET	WEIGHT/ PALLET	LNFT/PALLET (SOLDIER)	LNFT/PALLET (SAILOR)
MULTI-PIECE		Variable x 2 $\frac{3}{8}$	68	-	8	464	1640	-
H BROOKLYN PAVER		SQFT/ PALLET	SQFT/ LAYER	LAYER/ PALLET	UNITS/ PALLET	WEIGHT/ PALLET	LNFT/PALLET (SOLDIER)	LNFT/PALLET (SAILOR)
PAVER		3 x 9 x 2 $\frac{3}{8}$	103.13	10.31	10	-	2805	-
H DIMENSIONS™		SQFT/ PALLET	SQFT/ LAYER	LAYER/ PALLET	UNITS/ PALLET	WEIGHT/ PALLET	LNFT/PALLET (SOLDIER)	LNFT/PALLET (SAILOR)
6		3 x 6 x 2 $\frac{3}{8}$ 6 x 6 x 2 $\frac{3}{8}$ 6 x 9 x 2 $\frac{3}{8}$	105	10.5	10	420	3003	-
12		6 x 12 x 2 $\frac{3}{8}$ 12 x 12 x 2 $\frac{3}{8}$ 18 x 12 x 2 $\frac{3}{8}$	120	12	10	120	3516	-
18		9 x 18 x 2 $\frac{3}{8}$ 18 x 18 x 2 $\frac{3}{8}$ 27 x 18 x 2 $\frac{3}{8}$	112.5	11.3	10	50	3152	-
H DIMENSIONS™ SLAB		SQFT/ PALLET	SQFT/ LAYER	LAYER/ PALLET	UNITS/ PALLET	WEIGHT/ PALLET	LNFT/PALLET (SOLDIER)	LNFT/PALLET (SAILOR)
SLABS		12 x 24 x 2 $\frac{3}{8}$	120	12	10	60	3384	60
		24 x 24 x 2 $\frac{3}{8}$	80	12	10	20	2256	40
		24 x 36 x 2 $\frac{3}{8}$	120	12	10	20	-	40



PAVERS


PALLET INFORMATION / ESTIMATING CHART




DIMENSIONS™ ACCENT		SQFT/ PALLET	SQFT/ LAYER	LAYER/ PALLET	UNITS/ PALLET	WEIGHT/ PALLET	LNFT/PALLET (SOLDIER)	LNFT/PALLET (SAILOR)	
ACCENTS		3 x 9 x 2 $\frac{3}{8}$ "	103.13	10.31	10	550	2805	-	-
		6 x 6 x 2 $\frac{3}{8}$ "	105	10.5	10	420	3003	-	-
		6 x 9 x 2 $\frac{3}{8}$ "	112.5	11.25	10	300	3215	160	240

DIMENSIONS™ ANTIQUED		SQFT/ PALLET	SQFT/ LAYER	LAYER/ PALLET	UNITS/ PALLET	WEIGHT/ PALLET	LNFT/PALLET (SOLDIER)	LNFT/PALLET (SAILOR)	
6	  	3 x 6 x 2 $\frac{3}{8}$ " 6 x 6 x 2 $\frac{3}{8}$ " 6 x 9 x 2 $\frac{3}{8}$ "	105	10.5	10	420	3003	-	240

DIMENSIONS™ ANTIQUED		SQFT/ PALLET	SQFT/ LAYER	LAYER/ PALLET	UNITS/ PALLET	WEIGHT/ PALLET	LNFT/PALLET (SOLDIER)	LNFT/PALLET (SAILOR)	
ACCENT		6 x 9 x 2 $\frac{3}{8}$ "	112.5	11.25	10	300	3215	160	240





HOLLAND STONE		SQFT/ PALLET	SQFT/ LAYER	LAYER/ PALLET	UNITS/ PALLET	WEIGHT/ PALLET	LNFT/PALLET (SOLDIER)	LNFT/PALLET (SAILOR)	
60MM		4 x 8 x 2 $\frac{3}{8}$ "	105	11.67	9	486	3112	177.2	360
80MM		4 x 8 x 3 $\frac{1}{8}$ "	82	11.71	7	378	3348	177.2	360



MEGA-ARBEL®		SQFT/ PALLET	SQFT/ LAYER	LAYER/ PALLET	UNITS/ PALLET	WEIGHT/ PALLET	LNFT/PALLET (SOLDIER)	LNFT/PALLET (SAILOR)	
80MM		15 $\frac{3}{8}$ x 21 x 3 $\frac{1}{8}$ "	103.4	8.62	12	72	2896	-	-





DUBLIN COBBLE®		SQFT/ PALLET	SQFT/ LAYER	LAYER/ PALLET	UNITS/ PALLET	WEIGHT/ PALLET	LNFT/PALLET (SOLDIER)	LNFT/PALLET (SAILOR)
3-PIECE MODULAR		6 x 3 x 2 $\frac{3}{8}$ "	20.84	1.89	-	176	-	-
		6 x 6 x 2 $\frac{3}{8}$ "	44.98	3.91	-	176	-	-
		6 x 9 x 2 $\frac{3}{8}$ "	64.20	5.84	-	176	-	-
TOTAL		128	11.63	11	528	3200	170	256

PAVERS

PALLET INFORMATION / ESTIMATING CHART




MEGA-KINGSTON™		SQFT/ PALLET	SQFT/ LAYER	LAYER/ PALLET	UNITS/ PALLET	WEIGHT/ PALLET	LNFT/PALLET (SOLDIER)	LNFT/PALLET (SAILOR)	
3-PIECE COMBO		7 $\frac{1}{16}$ x 3 $\frac{3}{16}$ x 2 $\frac{3}{8}$	17.43	1.74	10	100	–	29.70	–
		7 $\frac{1}{16}$ x 7 $\frac{1}{16}$ x 2 $\frac{3}{8}$	34.87	3.48	10	100	–	58.85	–
		7 $\frac{1}{16}$ x 10 $\frac{5}{16}$ x 2 $\frac{3}{8}$	52.24	5.24	10	100	–	88.5	58.85
TOTAL		104.60	10.46	30	300	3051	177.05	58.85	
ACCENT		5 $\frac{7}{8}$ x 8 $\frac{3}{4}$ x 2 $\frac{3}{8}$	76	9.5	8	240	2212	1320	–




MELVILLE™ PLANK		SQFT/ PALLET	SQFT/ LAYER	LAYER/ PALLET	UNITS/ PALLET	WEIGHT/ PALLET	LNFT/PALLET (SOLDIER)	LNFT/PALLET (SAILOR)
3-PIECE LARGE		7 $\frac{1}{2}$ x 11 $\frac{13}{16}$ x 2 $\frac{3}{8}$	30.67	3.07	–	50	–	–
		7 $\frac{1}{2}$ x 15 $\frac{3}{4}$ x 2 $\frac{3}{8}$	40.9	4.09	–	50	–	–
		7 $\frac{1}{2}$ x 19 $\frac{1}{16}$ x 2 $\frac{3}{8}$	51.13	5.11	–	50	–	–
TOTAL		122.7	12.27	10	150	3500	–	275


MELVILLE™ SLAB		SQFT/ PALLET	SQFT/ LAYER	LAYER/ PALLET	UNITS/ PALLET	WEIGHT/ PALLET	LNFT/PALLET (SOLDIER)	LNFT/PALLET (SAILOR)
3-PIECE COMBO		15 x 7 $\frac{1}{2}$ x 3 $\frac{1}{8}$	83.97	11.99	7	56	3079	–
		15 x 15 x 3 $\frac{1}{8}$						
		15 x 22 x 3 $\frac{1}{8}$						
TOTAL		83.97	11.99	7	56	3079	–	–
ACCENT		15 x 7 $\frac{1}{2}$ x 3 $\frac{1}{8}$	79.66	11.75	7	105	2924	–


PAVERS

PALLET INFORMATION / ESTIMATING CHART

ORIGINS™		SQFT/ PALLET	SQFT/ LAYER	LAYER/ PALLET	UNITS/ PALLET	WEIGHT/ PALLET	LNFT/PALLET (SOLDIER)	LNFT/PALLET (SAILOR)	
6		3 x 6 x 2 ³ / ₈ 6 x 6 x 2 ³ / ₈ 6 x 9 x 2 ³ / ₈	105	10.5	10	420	3003	-	240
12		6 x 12 x 2 ³ / ₈ 12 x 12 x 2 ³ / ₈ 18 x 12 x 2 ³ / ₈	120	12	10	120	3516	-	120
18		9 x 18 x 2 ³ / ₈ 18 x 18 x 2 ³ / ₈ 27 x 18 x 2 ³ / ₈	112.5	11.3	10	50	3152	-	-


ORIGINS™ ACCENT		SQFT/ PALLET	SQFT/ LAYER	LAYER/ PALLET	UNITS/ PALLET	WEIGHT/ PALLET	LNFT/PALLET (SOLDIER)	LNFT/PALLET (SAILOR)	
ACCENTS		3 x 3 x 2 ³ / ₈	96.25	9.625	10	1540	2722	-	-
		6 x 6 x 2 ³ / ₈	105	10.5	10	420	3003	-	-
		6 x 9 x 2 ³ / ₈	112.5	11.25	10	300	3315	-	-

ORIGINS™ ANTIQUED		SQFT/ PALLET	SQFT/ LAYER	LAYER/ PALLET	UNITS/ PALLET	WEIGHT/ PALLET	LNFT/PALLET (SOLDIER)	LNFT/PALLET (SAILOR)	
6		3 x 6 x 2 ³ / ₈ 6 x 6 x 2 ³ / ₈ 6 x 9 x 2 ³ / ₈	105	10.5	10	420	3003	-	240




OLD YORK™		SQFT/ PALLET	SQFT/ LAYER	LAYER/ PALLET	UNITS/ PALLET	WEIGHT/ PALLET	LNFT/PALLET (SOLDIER)	LNFT/PALLET (SAILOR)	
60MM		3 ¹⁵ / ₁₆ x 7 ⁷ / ₈ x 2 ³ / ₈	116.25	11.625	10	540	3216	180	331

PERMEABLE PAVERS

PALLET INFORMATION / ESTIMATING CHART














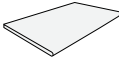
AQUALINE™			SQFT/ PALLET	SQFT/ LAYER	LAYER/ PALLET	UNITS/ PALLET	WEIGHT/ PALLET	LNFT/PALLET (SOLDIER)	LNFT/PALLET (SAILOR)
80MM		6 x 6 x 3 1/8	84	10.5	8	336	3225	-	-
80MM		6 x 12 x 3 1/8	72	9	8	192	3677	-	-
80MM		12 x 12 x 3 1/8	72	9	8	96	3677	-	-

**Palletized in a stackbond pattern. Not for mechanical laying.*

URBANA STONE®			SQFT/ PALLET	SQFT/ LAYER	LAYER/ PALLET	UNITS/ PALLET	WEIGHT/ PALLET	LNFT/PALLET (SOLDIER)	LNFT/PALLET (SAILOR)
3-PIECE MODULAR		8 x 4 x 2 3/8	116.4	11.625	10	300	3419	-	-
		8 x 8 x 2 3/8							
		8 x 12 x 2 3/8							


PORCELAIN PAVERS












PALLET INFORMATION / ESTIMATING CHART

 GLOCAL			GROSS WEIGHT / BOX	PIECES / BOX	SQFT / BOX	BOXES / PALLET	SQFT / PALLET	GROSS WEIGHT / PALLET
24 X 24		23.54 x 23.54 x 3/4	72	2	7.75	30	232.5	2160
 LAGOON™			GROSS WEIGHT / BOX	PIECES / BOX	SQFT / BOX	BOXES / PALLET	SQFT / PALLET	GROSS WEIGHT / PALLET
24 X 48		23.54 x 47.17 x 3/4	74	1	7.75	35	271.25	2621
 QUARZITI 2.0			GROSS WEIGHT / BOX	PIECES / BOX	SQFT / BOX	BOXES / PALLET	SQFT / PALLET	GROSS WEIGHT / PALLET
24 X 24		23.54 x 23.54 x 3/4	72	2	7.75	30	232.5	2160
24 X 48		23.54 x 47.17 x 3/4	74	1	7.75	35	271.25	2621
 NOON			GROSS WEIGHT / BOX	PIECES / BOX	SQFT / BOX	BOXES / PALLET	SQFT / PALLET	GROSS WEIGHT / PALLET
8 X 48		7.80 x 47.17 x 3/4	46	2	5.06	30	151.8	1380
12 X 48		11.73 x 47.17 x 3/4	34 kg / 74 lbs	2	7.75	36	279	1208 kg / 2664 lbs
 VERONA™			GROSS WEIGHT / BOX	PIECES / BOX	SQFT / BOX	BOXES / PALLET	SQFT / PALLET	GROSS WEIGHT / PALLET
24 X 24		23.54 x 23.54 x 3/4	76	2	7.75	30	232.5	2332
 UNICO			GROSS WEIGHT / BOX	PIECES / BOX	LN FT / BOX	BOXES / PALLET	LN FT / PALLET	GROSS WEIGHT / PALLET
UNICO		12.99 x 23.54 x 3/4	52	3	6	40	240	2080

WALLS



PALLET INFORMATION / ESTIMATING CHART



 ASHLAR TANDEM™			SQFT/ PALLET	SQFT/ LAYER	LAYER/ PALLET	UNITS/ PALLET	UNITS/ SQFT	WEIGHT/ LAYER	WEIGHT/ PALLET
UNIT 1		7 x 13 ³ / ₁₆ x 2 ⁵ / ₁₆	19.2	3.2	–	30	.64	–	570
UNIT 2		7 x 15 ¹³ / ₁₆ x 2 ⁵ / ₁₆	23.1	3.85	–	30	.77	–	696
UNIT 3		7 x 18 ⁷ / ₁₆ x 2 ⁵ / ₁₆	27	4.5	–	30	.9	–	816
TOTAL			70.10	11.69	6	90	2.31	175	2082
COLUMN UNIT		7 x 18 ¹ / ₂ x 2 ⁵ / ₁₆	45.43	9	5	45	2 Columns/Pallet	461.2	1350


 BRISA®			SQFT/ PALLET	SQFT/ LAYER	LAYER/ PALLET	UNITS/ PALLET	UNITS/ SQFT	WEIGHT/ UNIT	WEIGHT/ PALLET
FREESTANDING WALL		6 x 6 x 5	3.75	1.5	–	30	0.25	11	–
		6 x 10 x 5	6.25	2.5	–	30	0.42	19	–
		6 x 16 x 5	20	8	–	60	0.67	28	–
	TOTAL			30	12	5	120	–	–
RETAINING WALL		6 x 6 x 8	3.75	1.25	–	15	0.25	20	–
		6 x 10 x 8	6.25	2.09	–	15	0.42	31	–
		6 x 16 x 8	20	6.67	–	30	0.67	52	–
	TOTAL			30	10	3	60	–	103
CORNER		6 x 16 x 8	29	9.34	2	28	1.03	57	1648
CAP		3 x 8 x 13 ¹ / ₂	68	8	144	126	0.63	22	2824
CAP END		3 x 8 x 13 ¹ / ₂	6 SF 24 LF	3	2	36	0.67	21	854
WALL END		6 x 8 x 11	13.98	6.99	2	63	0.33	37	2395




WALLS

PALLET INFORMATION / ESTIMATING CHART

DIAMOND® STRAIGHT FACE		SQFT/ PALLET	SQFT/ LAYER	LAYER/ PALLET	UNITS/ PALLET	UNITS/ SQFT	WEIGHT/ UNIT	WEIGHT/ PALLET	
STRAIGHT		6 x 17¾ x 12	32.4	6.48	5	45	.72	68	3120
LARGE STEP		6 x 16 x 12	16.08	4.02	4	24	.67	124	3036

DIAMOND® PRO STRAIGHT FACE		SQFT/ PALLET	SQFT/ LAYER	LAYER/ PALLET	UNITS/ PALLET	UNITS/ SQFT	WEIGHT/ UNIT	WEIGHT/ PALLET	
STRAIGHT		8 x 18 x 12	36	9	4	36	1	83	2646
CORNER		8 x 18 x 9	20	10	2	20	1	100	3200




DIAMOND® PRO QUARRIED FACE		SQFT/ PALLET	SQFT/ LAYER	LAYER/ PALLET	UNITS/ PALLET	UNITS/ SQFT	WEIGHT/ UNIT	WEIGHT/ PALLET	
QUARRIED		8 x 18 x 12	36	9	4	36	1	73	2688
CORNER		8 x 17 x 8	36	18	2	24	1.5	80	1980
CAP		4 x 18 / 12 x 12	67.5	11.25	6	54	1.25	57	3138

DIAMOND PRO STONE CUT®		SQFT/ PALLET	SQFT/ LAYER	LAYER/ PALLET	UNITS/ PALLET	UNITS/ SQFT	WEIGHT/ LAYER	WEIGHT/ PALLET	
LARGE		8 x 18 x 12	36	9	4	36	1	692.8	2771
VIRTUAL JOINT		8 x 18 x 12	36	9	4	36	1	628.8	2515
CORNER		8 x 18 x 9	20	10	2	20	1	918.88	3676



IOWA
SERIES
ONLY

WALLS

PALLET INFORMATION / ESTIMATING CHART

DIAMOND® PRO SMOOTH FACE		SQFT/ PALLET	SQFT/ LAYER	LAYER/ PALLET	UNITS/ PALLET	UNITS/ SQFT	WEIGHT/ UNIT	WEIGHT/ PALLET	
REAR-LIP		8 x 18 x 12	36	9	4	36	1	73	2844
CORNER		8 x 17 x 8	36	15	2	24	1.5	110	2640
CAP		4 x 18 / 12 x 13	67.5	12.5	6	54	1.25	57	3024











DIAMOND® ACCESSORIES		SQFT/ PALLET	SQFT/ LAYER	LAYER/ PALLET	UNITS/ PALLET	UNITS/ SQFT	WEIGHT/ UNIT	WEIGHT/ PALLET	
UNIVERSAL CAP		3 x 18 / 12 x 13	-	-	8	72	-	32	2560
DIAMOND PRO CAP		4 x 17 / 14 x 10	-	-	8	80	-	49	2619
U START BASE BLOCK		3½ x 18¾ x 12	-	-	7	42	6	51	2839






LAMINA TANDEM™		SQFT/ PALLET	SQFT/ LAYER	LAYER/ PALLET	UNITS/ PALLET	UNITS/ SQFT	WEIGHT/ LAYER	WEIGHT/ PALLET	
UNIT 1		7 x 15 ¹³ / ₁₆ x 2 ⁵ / ₈	15.576	2.596	-	24	.649	77.08	462.48
UNIT 2		7 x 18 ⁷ / ₁₆ x 2 ⁵ / ₈	18.696	3.116	-	24	.779	92.52	555.12
UNIT 3		7 x 21 ¹ / ₁₆ x 2 ⁵ / ₈	21.816	3.636	-	24	.909	108	648
TOTAL		56.08	9.35	6	72	-	277.6	1666	
COLUMN UNIT		7 x 18 ⁷ / ₁₆ x 2 ⁵ / ₈	45.43	9	5	2 Columns/Pallet	461.2	1313	

WALLS

PALLET INFORMATION / ESTIMATING CHART



IOWA SERIES ONLY

 HIGHLAND STONE®		SQFT/ PALLET	SQFT/ LAYER	LAYER/ PALLET	UNITS/ PALLET	UNITS/ SQFT	WEIGHT/ UNIT	WEIGHT/ PALLET	
FREESTANDING WALL		6 x 6/4 x 9	20	2.1	3	30	.21	26	3280
		6 x 12/10 x 9		4.6			.46	56	
		6 x 18/16 x 9	28.4	7.1	4	40	.71	87	3480
TOTAL		-	-	-	-	-	-	-	
RETAINING WALL		6 x 6 x 12	20	2.25	3	27	.25	31	2912
		6 x 12 x 12		4.5			.5	60	
		6 x 18 x 12	27	6.75	4	36	.75	81	2598
TOTAL		-	-	-	-	-	-	-	
STEP		6 x 16 x 12	16.08	4.02	4	24	124	28.36	2832
XL™ CAP		3 x 18/12 x 13	22.54	2.82	8	72	.0313 SF 1.25 LF	54.69	3938
COLUMN		6 x 18 x 9	22.6	11.3	2	20	1.13	75	1560

 MELVILLE TANDEM™		SQFT/ PALLET	SQFT/ LAYER	LAYER/ PALLET	UNITS/ PALLET	UNITS/ SQFT	WEIGHT/ LAYER	WEIGHT/ PALLET	
UNIT 1		7 x 13 ³ / ₁₆ x 2 ⁵ / ₈	19.2	3.2	-	30	.64	95	570
UNIT 2		7 x 15 ¹³ / ₁₆ x 2 ⁵ / ₈	23.1	3.85	-	30	.77	116	696
UNIT 3		7 x 18 ⁷ / ₁₆ x 2 ⁵ / ₈	27	4.5	-	30	.90	136	816
TOTAL		70.10	11.69	6	90	2.31	347	2082	
COLUMN UNIT		7 x 15 ¹³ / ₁₆ x 2 ⁵ / ₈	45.43	9	5	45	2 Columns/Pallet	461.2	1313

WALLS

PALLET INFORMATION / ESTIMATING CHART

TANDEM® WALL SYSTEM			SQFT/ PALLET	SQFT/ LAYER	LAYER/ PALLET	UNITS/ PALLET	SQFT/ UNITS	WEIGHT/ LAYER	WEIGHT/ PALLET
CAP		15 x 24 x 3 3/4	20 SF 64 LF	2.5	8	32	.625 SF 2 LF	373.75	2990
MODULAR BLOCK		7 1/16 x 7 7/8 x 7 7/8	49.29	12.32	4	128	0.389	704	2816

TANDEM COLUMN KIT


1 Column Cage Frame

1 Bag of Connectors

Veneer

TANDEM
COLUMN UNIT*COLUMN GRID
HEIGHT 42"

CONNECTOR



Melville Tandem

**Connectors sold separately. 3 bags are needed for 1 pallet of block.*

TANDEM MODULAR GRID

1 Grid Piece


25 Veneer

10 Loop Clamps
& Screws



TANDEM UNITS

MODULAR GRID



CONNECTOR

42 x 28 3/8
Vertical or Horizontal Application


MELVILLE™ WALL

			SQFT/ PALLET	SQFT/ LAYER	LAYER/ PALLET	UNITS/ PALLET	UNITS/ SQFT	WEIGHT/ UNIT	WEIGHT/ PALLET
UNIT		4 x 20 x 10	26.67	4.44	6	48	1.79	63.75	3060
CAP		2 x 20 x 13	100 LF	10 LF	10	60	1.66 LF	41.67	2500










STERLING®

			SQFT/ PALLET	SQFT/ LAYER	LAYER/ PALLET	UNITS/ PALLET	UNITS/ SQFT	WEIGHT/ UNIT	WEIGHT/ PALLET
BLOCK		6 x 17 3/4 x 12	33.3	6.66	5	45	.75	88.5	3983
CAP		3 x 18 / 12 x 13	-	-	8	72	-	49	3525





WESTON STONE™

			SQFT/ PALLET	SQFT/ LAYER	LAYER/ PALLET	UNITS/ PALLET	UNITS/ SQFT	WEIGHT/ UNIT	WEIGHT/ PALLET
UNIV.		4 x 12 x 8	33	6.6	5	100	-	30	3614


CUSTOMIZE YOUR SPACE PALLET INFORMATION / ESTIMATING CHART


ARTFORMS™			SQFT/ PALLET	SQFT/ LAYER	LAYER/ PALLET	UNITS/ PALLET	UNITS/ SQFT	WEIGHT/ LAYER	WEIGHT/ PALLET
OPEN END		3 x 18 x 36"	-	-	-	9	-	-	-
CLOSE END		3 x 18 x 36"	-	-	-	9	-	-	-
TOTAL			81	-	9	18	-	-	2711
OPEN END		3 x 6 x 36"	-	-	-	3	-	-	-
CLOSE END		3 x 6 x 36"	-	-	-	18	-	-	-
TOTAL			31.5	-	3	21	-	-	1095
HARD- WARE	 Anchor Slide & Flanged nut: 50 per box	 Joining Plate: 10 per box	 Outer Corner: 10 per box	 Inner Corner: 10 per box	 Stretcher Bar: 10 in a bundle				


CAPS PALLET INFORMATION / ESTIMATING CHART

ANCHOR™ FIRE PIT CAP			SQFT/ PALLET	SQFT/ LAYER	LAYER/ PALLET	UNITS/ PALLET	UNITS/ SQFT	WEIGHT/ UNIT	WEIGHT/ PALLET
CAP		56 Outside Diameter x 2½"	-	-	-	8	-	75	626
ANCHOR™ PILLAR CAPS			SQFT/ PALLET	SQFT/ LAYER	LAYER/ PALLET	UNITS/ PALLET	UNITS/ SQFT	WEIGHT/ UNIT	WEIGHT/ PALLET
30" CAP		30 x 30 x 2½"	-	-	-	6	-	243	1512
24" CAP		24 x 24 x 2½"	-	-	-	8	-	115	950
ANCHOR™ SEAT WALL CAP			SQFT/ PALLET	SQFT/ LAYER	LAYER/ PALLET	UNITS/ PALLET	UNITS/ SQFT	WEIGHT/ UNIT	WEIGHT/ PALLET
CAP		14 x 30 x 2½"	-	-	-	18	-	57	1080


COPING & EDGERS PALLET INFORMATION / ESTIMATING CHART


H 12" EDGESTONE			SQFT/ PALLET	SQFT/ LAYER	LAYER/ PALLET	UNITS/ PALLET	UNITS/ SQFT	WEIGHT/ UNIT	WEIGHT/ PALLET
EDGER		4 x 12 x 3	74	-	9	288	-	10.5	3202

H LAGUNA™ COPING			SQFT/ PALLET	SQFT/ LAYER	LAYER/ PALLET	UNITS/ PALLET	UNITS/ SQFT	WEIGHT/ UNIT	WEIGHT/ PALLET
60MM		14 ³ / ₁₆ x 23 ⁵ / ₁₆ x 2 ³ / ₁₆	94.4	9.44	10	40	0.42	50	2200

H MARINA™ COPING			SQFT/ PALLET	SQFT/ LAYER	LAYER/ PALLET	UNITS/ PALLET	UNITS/ SQFT	WEIGHT/ UNIT	WEIGHT/ PALLET
COPING		6 x 12 x 2 ³ / ₁₆	97.5 SF 195 LF	19.5 SF 39 LF	5	195	.5 SF 1 LF	-	3608

STEPS PALLET INFORMATION / ESTIMATING CHART

H GRANIKA STEP®			SQFT/ PALLET	SQFT/ LAYER	LAYER/ PALLET	UNITS/ PALLET	UNITS/ SQFT	WEIGHT/ UNIT	WEIGHT/ PALLET
STEP UNIT		6 x 38 x 16	-	-	-	8	-	2250	-

H LANDINGS™ STEP UNIT			SQFT/ PALLET	SQFT/ LAYER	LAYER/ PALLET	UNITS/ PALLET	UNITS/ SQFT	WEIGHT/ UNIT	WEIGHT/ PALLET
STEP UNIT		48 x 18 x 6	24 LF	4 LF	3	6	-	-	2760

KITCHEN & FIRE FEATURES


PALLET INFORMATION / ESTIMATING CHART

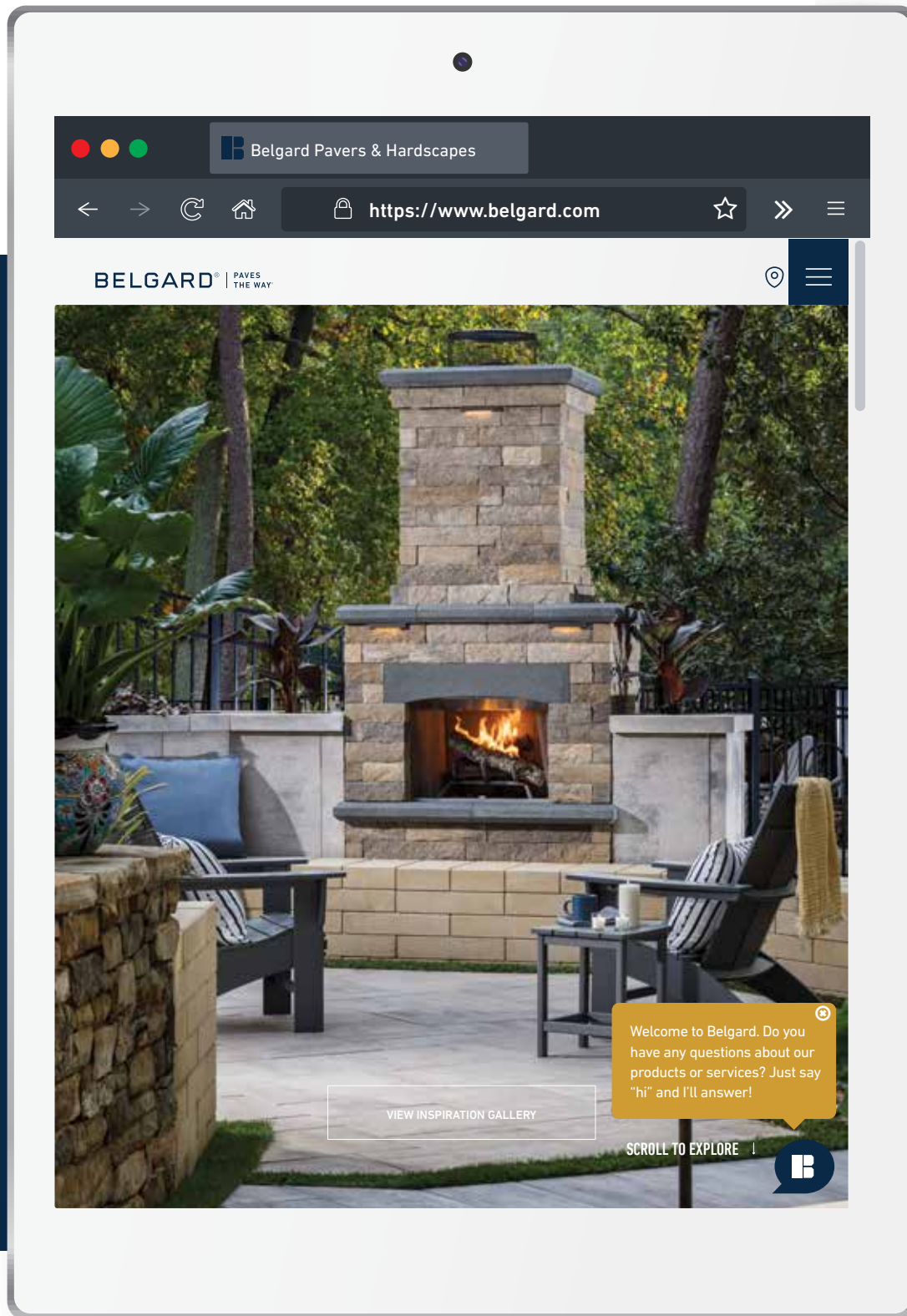
MELVILLE™ SERIES	BODY / ACCENT COLOR	ITEM CODE	PALLET WEIGHT
Linear Fireplace	Scandina Gray / Midnight	13000026	4000
Linear Fire Table	Scandina Gray / Midnight	13070027	2500
Fireplace	Scandina Gray / Midnight	13070020	4205
Wood Boxes	Scandina Gray / Midnight	13140010	3070
Grill Island	Scandina Gray / Midnight	13110028	3500

BEAUFORT SERIES	BODY / ACCENT COLOR	ITEM CODE	PALLET WEIGHT
Linear Fireplace	Shelby / Midnight	13000018	4000
Fireplace	Shelby / Midnight	13070010	4205
Wood Boxes	Shelby / Midnight	13140505	3785
Grill Island (NG)	Shelby / Midnight	13110518	3285
Grill Island (LP)	Shelby / Midnight	13110818	3290

BORDEAUX™ SERIES	BODY / ACCENT COLOR	ITEM CODE	UNIT WEIGHT
Linear Fireplace	Sienna / Buff	13000021	4000
Fireplace	Sienna / Buff	70300791	4170
Wood Boxes	Sienna / Buff	13140001	3070
Grill Island (NG)	Sienna / Buff	13110010	3260
Grill Island (LP)	Sienna / Buff	13110011	3260
Linear Fireplace	Sienna / Midnight	13000019	4000
Fireplace	Sienna / Midnight	13070014	4170
Wood Boxes	Sienna / Midnight	13140020	3070
Grill Island (NG)	Sienna / Midnight	13110014	3260
Grill Island (LP)	Sienna / Midnight	13110015	3260
Linear Fireplace	Pewter / Midnight	13000020	4000
Fireplace	Pewter / Midnight	13070012	4170
Wood Boxes	Pewter / Midnight	13140021	3070
Grill Island (NG)	Pewter / Midnight	13110262	3260
Grill Island (LP)	Pewter / Midnight	13110039	3276

BRISTOL™ SERIES	BODY / ACCENT COLOR	ITEM CODE	UNIT WEIGHT
Fireplace	Gascony / Ashbury	70580261	7245
Wood Boxes	Gascony / Ashbury	70580334	3950
Hearth	Gascony / Ashbury	70580262	1180
Grill Island (NG)	Gascony / Ashbury	13110008	4125
Grill Island (LP)	Gascony / Ashbury	11130250	4125
Fireplace	Cotswold / Brookstone	70580312	7245
Wood Boxes	Cotswold / Brookstone	70580534	3950
Hearth	Cotswold / Brookstone	70580309	1180
Grill Island (NG)	Cotswold / Brookstone	13110009	4125
Grill Island (LP)	Cotswold / Brookstone	13110256	4125

WESTON STONE™ FIRE PIT KIT		SQFT/ PALLET	SQFT/ LAYER	LAYER/ PALLET	UNITS/ PALLET	SQFT/ UNITS	WEIGHT/ PALLET
	4 x 8 x 8	-	-	-	57	-	-



RESOURCES

We offer an array of resources to help plan and design an outdoor living addition.



PROJECT GUIDE

Everything you need to know about planning an outdoor living project.



DIGITAL CATALOG

Download or share a digital version of this catalog.



RESOURCE GUIDE

Installation tips, laying guides and estimating tools for contractors.



BELGARD.COM
Visit our site for more ideas and inspiration.

NOTES



NORTHFIELD WEST LOCATIONS

13450 Johnson Memorial Drive
Shakopee, MN 55379

Ph: 952-351-9600

480 South 16th Street
West Des Moines, IA 50265

Ph: 515-224-0200

National Ph: 877-235-4273

STAY CONNECTED



OutdoorLivingbyBelgard



BelgardOutdoorLiving



BelgardHardscapes



Belgard



Belgard



Belgard.com/Blog

PRODUCT INDEX

PAVERS

Aqualine™	48
Basalt™	16
Belgian Cobble®	32
Brooklyn™	34
Dimensions™ 6, 12, 18	18
Dimensions™ Slab	20
Dimensions™ Accent	21
Dimensions™ Antiqued	36
Dublin Cobble®	38
Glocal	52
Holland Stone	40
Lagoon	53
Mega-Arbel®	26
Mega-Kingston	42
Melville™ Plank	22
Melville™ Slab	24
Noon	54
Old York™	46
Origins™ 6, 12, 18	28

Origins™ Accent	30
Origins™ Antiqued	44
Quarziti 2.0	55
Urbana® Stone	50
Verona™	56

WALLS

Ashlar Tandem™	66
Brisa® Wall	68
Diamond® Straight Face	74
Diamond® Pro Quarried Face	70
Diamond® Pro Smooth Face	60
Diamond Pro Stone Cut®	78
Diamond Pro® Straight Face	76
Highland Stone®	80
Lamina Tandem™	72
Melville Tandem™	62
Melville™ Wall	64
Sterling®	81
Weston Stone™	82

CUSTOMIZE YOUR SPACE

12" Edgestone Edger	100
Anchor™ Caps: Pillar, Seat Wall & Fire Pit	101
Artforms™	86
Beaufort Series	92
Bordeaux™ Series	94
Bristol™ Series	96
Elements	88
Granika Step®	108
Laguna® Coping	102
Landings™ Step	109
Marina™ Coping	104
Melville Series	90
Unico	106
Weston Stone™ Fire Pit Kit	98

COLLECTIONS LEGEND

- Artisan Collection
- Metropolitan Collection
- Natural Collection
- Heritage Collection
- Environmental Collection
- Porcelain Collection

PEACE OF MIND, GUARANTEED

LIFETIME TRANSFERABLE LIMITED WARRANTY

Oldcastle® APG, Inc. ("Belgard") is proud to inform you that all of our interlocking concrete paver and retaining walls ("Products") meet and/or exceed the requirements of ASTM C-936 and ASTM C-1372. Belgard® guarantees its Products against these standards for the lifetime of the Product defined by ICPI. This guarantee does not apply to splitting, chipping or other breakage that could be caused by impact, abrasion or overloading. This warranty is transferable. The original proof of purchase is required.

This warranty is only valid if the material is installed under the guidelines of the ICPI (www.ICPI.org), The NCMA (www.ncma.org) or the Belgard Installation Guideline Manual. Improper installation voids this warranty. This warranty is for residential applications only and does not apply to commercial applications. It is recommended that the job be installed by a Belgard Contractor Program participant who guarantees their workmanship for a minimum of 3 years from the date of install. For warranty service, contact Belgard at 1-877-BELGARD. A service representative will investigate your claim within 10 business days. If the Belgard product fails to meet the specifications, Belgard will replace the defective product at no charge. Color matching cannot be guaranteed. Belgard will not be responsible for any replacement labor, consequential damages or incidental damages. This warranty gives you specific legal rights, and you may also have other rights which vary from state to state. Some states do not allow for the exclusion or limitation of incidental or consequential damages, so the above limitation or exclusion may not apply to you.

For specific information regarding warranty coverage and exclusions in regards to the Elements and Porcelain Paver products, please visit: Belgard.com/Warranty.

QUALITY TO THE CORE

With Belgard, you get the nation's leading pavers and landscape walls backed by the foremost experts in the industry.

BELGARD.COM

© Copyright 2023 Oldcastle APG, Inc. All Rights Reserved. BEL22-D-12808

PICTURED ON THE COVER: LANDSCAPE CHARLIE
DIMENSIONS™ 12 WITH ORIGINS ACCENT BORDER IN 6 X 9, DIMENSIONS™ SLAB IN 24 X 36,
MELVILLE™ WALL AND ARTFORMS™ FIRE PIT WITH ELEMENTS™ SQUARE FIRE PIT INSERT