



# *Elite* OUTDOOR LIVING




# A FOUNDATION OF INTEGRITY, PASSION & PRIDE FOR OVER 76 YEARS

Our Reading Rock story begins in 1947. World War II had just ended and the concrete block business was growing as quickly as the surrounding neighborhoods in Cincinnati, Ohio.

In the early 70's, our company began to transition into the concrete paver market. In 1975, Reading Rock/Paver Systems Inc. was born and became one of the first five companies in the U.S. to invest in European technology/equipment to manufacture interlocking paving stones. Innovation continued when Reading Rock became the first company outside of Minnesota to sign a licensing agreement with Allan Block Corp. As the Nation's largest producer, second globally, of Allan Block wall systems, recognized for their industry leading Engineered Wall Solutions, Reading Rock is ready to assist with your residential garden wall or large commercial retaining wall.

As a family-owned company, Reading Rock will continue to be one of the leading forces in the paver and retaining wall industry. We began as a simple block manufacturer and now offer solutions and services through nine facilities across ten states. From the plant floor to the job site, we are committed to enhancing customer partnerships with a robust portfolio of paver and wall collections, industry leading services and tools, and a relentless commitment to continuous improvement.





## OUR STORY...

- ▶ **1947**  
Company Founded
- ▶ Paver products launched as PaverLock **1975-1977**
- ▶ **1988** Allan Block wall systems license signed
- ▶ 2nd machine purchased for paver production **1993**
- ▶ **1999-2001**  
RockCast Cast Stone launched and innovative production facility built
- ▶ Recon wall systems launched **2009**
- ▶ Reached Premiere status with Hearth & Home Technologies **2016**
- ▶ Opened Champaign, IL plant to expand AB capacity **2022**
- ▶ **2022-2023**  
PaverLock Elite introduced, state-of-the-art machine installed





Kelly and Gordy Rich

As a family-owned manufacturer and supplier of building materials for over 76 years, Reading Rock is excited to offer you a preview of our product solutions for your projects. With a focused Purpose: To help support and finance the initiatives of the International Rett Syndrome Foundation; and, grounded by our ROCKS Core Values, it is more than just our products; it is our people that differentiate Reading Rock from other suppliers.

From the plant floor to the job site, you and the products and services you have selected for your project are our top priority. Our dedication to service stems from our passion to provide the right products and services on time, everytime! At Reading Rock, we strive to exceed your expectations with our “yes we can” attitude — that’s when you’ll experience the Reading Rock difference.

We invite you to partner with us for your outdoor living solutions and look forward to helping you make your next project a success!

~ Gordy Rich, President

## READING ROCK’S PURPOSE

Our purpose is to help support and finance the initiatives of the International Rett Syndrome Foundation. From donating over two million dollars in funding, every one of our customers and every associate is contributing to help those who can’t help themselves.

Rett syndrome is a rare genetic neurological disorder that affects 1 in 10,000 females (and even more rarely in males) and begins to display itself in missed milestones or regression at 6-18 months. International Rett Syndrome Foundation’s

mission is to accelerate full spectrum research to cure Rett syndrome and empower families with information, knowledge and connectivity.

For more information on Rett syndrome and the devastating impact it has on families, please visit [rettsyndrome.org](http://rettsyndrome.org).



## LIFETIME WARRANTY

Reading Rock, Inc. warrants its products to meet ASTM manufacturing guidelines and specifications provided the products have been installed, used, and maintained according to accepted ASTM masonry standards and as recommended by the manufacturer. (For complete warranty information, please see the Reading Rock, Inc. Terms and Conditions of Sale at [readingrock.com](http://readingrock.com)).



## CERTIFIED CONTRACTORS

Reading Rock’s certified installing contractors are among the best in the industry! Get your project started today by contacting one or several of our recommended certified installing contractors and select the one that best fits your outdoor living needs.

Contact an associate for a certified contractor near you.



# LEARN MORE ABOUT OUR PRODUCTS

## PAVING STONES..... 15

ArchiLine Elite .....	16
ArchiSlab Elite.....	17
Pendleton Elite.....	18
Boardwalk Elite.....	19
Legacy Elite.....	20
Concourse Elite.....	21
Oxford Elite.....	22
Halfmark Elite .....	23
Cobble Elite.....	23
2cm Porcelain.....	24
Travertine.....	25
Oxford Tumbled.....	26
HydraBric III + Turflock.....	27
Clay Pavers.....	28

## RETAINING WALLS..... 31

AB Metropolitan Collection.....	33
AB Collection.....	35
AB Europa Collection.....	37
Rosetta Heartwood.....	38
Rosetta Kodah.....	39
Rosetta Belvedere.....	40
Rosetta Grand Ledge.....	41
Recon.....	42
AultWall.....	43

## SEATING WALLS..... 45

Yukon Series .....	47
AB Courtyard Collection.....	49
Bedford Tumbled.....	51

## STEPS + CAPS..... 53

Yukon Series .....	54
RockCast Chiseled Face.....	54
Yukon Garden Slabs.....	55
Bullnose Options.....	56
RockCast Copings.....	57

## FIREPLACES..... 59

Stone Age Manufacturing Fireplace Kits.....	61
Round Grove Products Fireplaces.....	62
Bedford Tumbled Fireplace Kits.....	63

## FIRE PITS ..... 65

Yukon Series Fire Pit Kit .....	66
AB Courtyard Collection Fire Pit.....	67
Bedford Tumbled Fire Pit Kits .....	68
Stone Age Manufacturing Fire Pit .....	69
Rosetta Kodah Fire Pit Kit .....	70
Rosetta Belvedere Fire Pit Kit.....	71


## STONE VENEERS ..... 73

## CUSTOM SITE SOLUTIONS ..... 77

## ACCESSORIES ..... 81

## PATTERNS + SPECIFICATIONS ..... 85

Paver Patterns .....	87
Wall Patterns.....	89
Paver Specifications.....	90
Wall Specifications.....	92







## WE'RE YOUR PRODUCT EXPERT

Reading Rock's hardscape products are manufactured in Cincinnati, Ohio and Champaign, Illinois following the highest standards for plant facilities, production and quality control procedures.

We have an extensive network of product experts that includes sales and distributor partners ready to assist with your next project.

Find a Reading Rock location or a distribution partner by visiting us at [readingrock.com](http://readingrock.com) or by contacting us at 800.482.6466.







Left: Pennsylvania Thermal Blue Porcelain Tile Pavers  
Right: Pennsylvania Full Color Cleft Pattern Porcelain Tile Pavers





## patio /'padē'ō/

Patio comes from the Spanish word patio, meaning backyard or back garden. Traditionally, it is the open inner court of a Spanish home. In common usage, it is used to describe any outdoor living space often adjoining a residence, used for dining, entertaining or relaxation.







Left: 12x24 Moonstone Porcelain Tile Pavers  
Middle Top: AB Collection Granite Wall  
Middle Bottom: AB Courtyard Granite Fire Pit and Bar with RockCast Shadow Caps  
Right: AB Collection Hickory Blend Walls











Left: Concourse Elite Midnight Sky Pavers  
Right Top: 24x24 Moonstone Porcelain Tile Pavers  
Right Bottom: AB Europa Stonecreek Wall and Caps













## PAVING STONES

Building a gorgeous outdoor space for your family starts with sourcing the best materials. At Reading Rock, we manufacture PaverLock Elite pavers offering stunning color options and styles that are perfect for any size project on any budget. From concrete to clay pavers, we have the variety of paver colors and styles for any design.





## ArchiLine™ Elite



(H) 2 $\frac{3}{8}$ " × (D) 5 $\frac{5}{8}$ " × (L) 12"



(H) 2 $\frac{3}{8}$ " × (D) 5 $\frac{5}{8}$ " × (L) 16"



(H) 2 $\frac{3}{8}$ " × (D) 5 $\frac{5}{8}$ " × (L) 20"

*ArchiLine Elite has a smooth texture.  
All sizes packaged together on one pallet.*



BUCKHORN



MISTY GREY



SEA SHELL

*Reading Rock recommends using a roller compactor on PaverLock Elite pavers.*







## ArchiSlab™ Elite



ARCHISLAB  
(H) 2 $\frac{3}{8}$ " × (D) 24" × (L) 24"



ARCHISLAB XL  
(H) 2 $\frac{3}{8}$ " × (D) 24" × (L) 36"

*ArchiSlab Elite has a smooth texture.*



BUCKHORN



MISTY GREY




SEA SHELL


*Reading Rock recommends using a roller compactor on PaverLock Elite pavers.*




## Pendleton Elite



SMALL SQUARE  
(H) 2 $\frac{3}{8}$ " x (D) 9 $\frac{1}{2}$ " x (L) 9 $\frac{1}{2}$ "



SMALL RECTANGLE  
(H) 2 $\frac{3}{8}$ " x (D) 4 $\frac{3}{4}$ " x (L) 9 $\frac{1}{2}$ "



LARGE RECTANGLE  
(H) 2 $\frac{3}{8}$ " x (D) 9 $\frac{1}{2}$ " x (L) 14 $\frac{1}{4}$ "

*Pendleton Elite has a slate texture.  
All sizes packaged together on one pallet.*



BUCKHORN



CRIMSON



MESQUITE



MIDNIGHT SKY



PIKE PLACE



SANDY OAK

*Reading Rock recommends using a roller compactor on PaverLock Elite pavers.*

Custom Color Blend







# Boardwalk Elite

6 x 18  
(H) 2 3/8" x (D) 6" x (L) 18"

18 x 18  
(H) 2 3/8" x (D) 18" x (L) 18"

12 x 12  
(H) 2 3/8" x (D) 12" x (L) 12"

18 x 24  
(H) 2 3/8" x (D) 18" x (L) 24"

Boardwalk Elite has a slate texture.  
All sizes packaged together on one pallet.




BUCKHORN



MESQUITE



MISTY GREY\*



PIKE PLACE

Reading Rock recommends using a roller compactor on PaverLock Elite pavers.

\*Color swatch for representation using Legacy Elite.



## Legacy Elite



8 x 8  
(H) 2 3/8" x (D) 8" x (L) 8"



16 x 16  
(H) 2 3/8" x (D) 16" x (L) 16"



8 x 16  
(H) 2 3/8" x (D) 8" x (L) 16"



16 x 24  
(H) 2 3/8" x (D) 16" x (L) 24"

*Legacy Elite has a smooth texture.  
All sizes packaged together on one pallet.*



BUCKHORN



MISTY GREY



PIKE PLACE



SANDY OAK



SEA SHELL

*Reading Rock recommends using a roller compactor  
on PaverLock Elite pavers.*

Pike Place







## Concourse™ Elite



6 x 6  
(H) 2 $\frac{3}{8}$ " x (D) 6" x (L) 6"




6 x 12  
(H) 2 $\frac{3}{8}$ " x (D) 6" x (L) 12"



12 x 12  
(H) 2 $\frac{3}{8}$ " x (D) 12" x (L) 12"


*Concourse Elite has a smooth texture.  
All sizes packaged together on one pallet.*



BUCKHORN




CRIMSON



MESQUITE



MIDNIGHT SKY



SANDSTONE



SANDY OAK

*Reading Rock  
recommends using  
a roller compactor  
on PaverLock Elite  
pavers.*



## Oxford Elite



SQUARE  
(H) 2 $\frac{3}{8}$ " x (D) 5 $\frac{1}{2}$ " x (L) 5 $\frac{1}{2}$ "



RECTANGLE  
(H) 2 $\frac{3}{8}$ " x (D) 5 $\frac{1}{2}$ " x (L) 8 $\frac{1}{4}$ "


*Oxford Elite has a smooth texture.*



BUCKHORN



CRIMSON



COAL



MESQUITE



MIDNIGHT SKY



PIKE PLACE

*Reading Rock recommends using a roller compactor on all PaverLock Elite pavers.*





# Halfmark Elite



HALFMARK  
(H) 2 3/8" x (D) 4" x (L) 8"



BURNT RED



CHOCOLATE



COAL



HAZELNUT



IRON



MESQUITE



PEARL



# Cobble Elite




COBBLE  
(H) 2 3/8" x (D) 2 3/8" x (L) 7 7/8"

*Cobble Elite has a random surface texture.*



BURNT RED




COAL



*Color swatches for representation using Halfmark Elite.*

## 2cm Porcelain Tile Pavers



12 x 12  
(H)  $\frac{3}{4}$ " x (D)  $11\frac{3}{4}$ " x (L)  $11\frac{3}{4}$ "



12 x 24  
(H)  $\frac{3}{4}$ " x (D)  $11\frac{3}{4}$ " x (L)  $23\frac{1}{2}$ "



24 x 24  
(H)  $\frac{3}{4}$ " x (D)  $23\frac{1}{2}$ " x (L)  $23\frac{1}{2}$ "



PENNSYLVANIA FULL COLOR CLEFT PATTERN\*




ANDES SILVER\*



CREAMSTONE+



MOONSTONE+



TIVOLI'S WALNUT\*

\* Stocked in 12 x 12, 12 x 24 and 24 x 24      + Stocked in 24 x 24

Full Bullnose Coping (H)  $\frac{3}{4}$ " x (D)  $11\frac{3}{4}$ " x (L)  $23\frac{1}{2}$ " stock item in Pennsylvania Full Color Cleft Pattern, Andes Silver, Tivoli's Walnut.  
Additional colors available as special order. See associate for details.







## Travertine

### VERSAILLES PATTERN

(H) 1¼" x (D) 8" x (L) 8"  
 (H) 1¼" x (D) 8" x (L) 16"  
 (H) 1¼" x (D) 16" x (L) 16"  
 (H) 1¼" x (D) 16" x (L) 24"


### EDGING

(H) 1¼" x (D) 8" x (L) 8"

### COPING

(H) 2" x (D) 12" x (L) 24" (STOCK ITEM)

Versailles pattern is sold in full pallets  
 (160 sq. ft.) and in packs (8 sq. ft.).



BEIGE



SILVER

## Oxford Tumbled



SQUARE  
(H) 2 $\frac{3}{8}$ " x (D) 5 $\frac{1}{2}$ " x (L) 5 $\frac{1}{2}$ "



RECTANGLE  
(H) 2 $\frac{3}{8}$ " x (D) 5 $\frac{1}{2}$ " x (L) 8 $\frac{1}{4}$ "



CIMARRON




GREY QUARTZ



PEWTER



RIVERSIDE







## HydraBric® III (Permeable)



HYDRABRIC III  
(H) 3 $\frac{1}{8}$ " x (D) 3 $\frac{3}{4}$ " x (L) 8"

HydraBric III is stocked in Granite.  
Additional colors available as special order.



GRANITE



## Turflock™ (Permeable)



TURFLOCK  
(H) 3 $\frac{1}{8}$ " x (D) 15 $\frac{3}{4}$ " x (L) 23 $\frac{5}{8}$ "





## Clay Pavers

Clay pavers offer unique colors and shapes that often complement the concrete products we produce at Reading Rock. We offer the best clay pavers available to the market; Endicott, Glen-Gery, Whitacre Greer and Bowerston.

See an associate for clay paver styles and colors available in your market and let us help you find the perfect match for your project.







*Family memories  
begin here...*

Icon Travertine Pearl Porcelain Tile Pavers

800.482.6466 // [readingrock.com](http://readingrock.com) 29










## RETAINING WALLS

As the perfect blend of performance and style, retaining walls allow you to extend your home's outdoor living footprint. Gain more outdoor living space to socialize with family and friends while connecting with nature to improve your quality of life and overall wellbeing. Our team of experts and design tools provide the technical knowledge ensuring your wall will be both beautiful and long lasting.









# AB Metropolitan™ Collection

## MODERNIZED STYLE

AB Metropolitan Collection brings a modern and contemporary style to your project with an aesthetically pleasing smooth face with chamfered edges. Design your retaining wall to impress while enjoying the ease experienced when installing any Allan Block wall collection.



AB METRO CLASSIC  
(H) 7 $\frac{7}{8}$ " x (D) 11 $\frac{1}{8}$ " x (L) 17 $\frac{5}{8}$ "



AB METRO CORNER  
(H) 7 $\frac{7}{8}$ " x (D) 7 $\frac{13}{16}$ " x (L) 15 $\frac{5}{8}$ "



AB METRO CAP  
(H) 3 $\frac{5}{8}$ " x (D) 11 $\frac{1}{8}$ " x (L) 17 $\frac{5}{8}$ "



BIRCHWOOD



SLATE GREY

*Reading Rock recommends product to be cleaned after installation.*





# AB<sup>®</sup> Collection



AB CLASSIC  
(H) 7<sup>7</sup>/<sub>8</sub>" x (D) 11<sup>7</sup>/<sub>8</sub>" x (L) 17<sup>5</sup>/<sub>8</sub>"



AB JUMBO JR.  
(H) 7<sup>7</sup>/<sub>8</sub>" x (D) 9<sup>1</sup>/<sub>2</sub>" x (L) 8<sup>13</sup>/<sub>16</sub>"



AB JUNIOR LITE  
(H) 3<sup>15</sup>/<sub>16</sub>" x (D) 9<sup>1</sup>/<sub>2</sub>" x (L) 8<sup>3</sup>/<sub>4</sub>"



AB CLASSIC CORNER  
(H) 7<sup>7</sup>/<sub>8</sub>" x (D) 7<sup>13</sup>/<sub>16</sub>" x (L) 15<sup>5</sup>/<sub>8</sub>"



AB LITE STONE  
(H) 3<sup>15</sup>/<sub>16</sub>" x (D) 10<sup>1</sup>/<sub>2</sub>" x (L) 17<sup>5</sup>/<sub>8</sub>"



AB CLASSIC CAP  
(H) 3<sup>5</sup>/<sub>8</sub>" x (D) 11<sup>7</sup>/<sub>8</sub>" x (L) 17<sup>5</sup>/<sub>8</sub>"



GRANITE



HICKORY BLEND



MARBLED BUFF



NATURAL



STONECREEK

Granite + Hickory Blend available in all sizes. Please see page 92 for more details.  
Colors may vary slightly from region to region based on manufacturing facilities.







## AB Europa® Collection



**AB DOVER**  
(H)  $7\frac{7}{8}"$  × (D)  $10\frac{1}{2}"$  × (L)  $17\frac{5}{8}"$



**AB PALERMO**  
(H)  $7\frac{7}{8}"$  × (D)  $9\frac{1}{2}"$  × (L)  $8\frac{13}{16}"$



**AB BORDEAUX**  
(H)  $3\frac{15}{16}"$  × (D)  $10\frac{1}{2}"$  × (L)  $8\frac{13}{16}"$



**AB EUROPA CORNER**  
(H)  $7\frac{7}{8}"$  × (D)  $7\frac{3}{4}"$  × (L)  $15\frac{5}{8}"$



**AB BARCELONA**  
(H)  $3\frac{15}{16}"$  × (D)  $10\frac{1}{2}"$  × (L)  $17\frac{5}{8}"$



**AB EUROPA CAP**  
(H)  $3\frac{5}{8}"$  × (D)  $11\frac{7}{8}"$  × (L)  $17\frac{5}{8}"$



STONECREEK



## Rosetta® Heartwood



(H) 6" x (D) 8" x (L) 42"



TAUPE





## Rosetta Kodah®



### ROSETTA KODAH

Various sized wall units packaged on one pallet. Sold in full pallets (21 sq. ft.).

### ROSETTA KODAH CORNER

Various sized corner units packaged on one pallet. Sold in full pallets (31.5 sq. ft.).



SADDLE MOUNTAIN



SENECA BLEND



## Rosetta Belvedere®



### ROSETTA BELVEDERE

Various sized wall units packaged on one pallet. Sold in full pallets (27 sq. ft.).

### ROSETTA BELVEDERE CORNER

Various sized corner units packaged on one pallet. Sold in full pallets (24 sq. ft.).

### ROSETTA BELVEDERE COPING AND POST CAP AVAILABLE.

Please see page 92 for full details on this product.



SADDLE MOUNTAIN



SENECA BLEND





## Rosetta Grand Ledge®



### ROSETTA GRAND LEDGE – RETAINING WALL

Various sized wall units packaged on one pallet. Sold in full pallets (18 sq. ft.).

### ROSETTA GRAND LEDGE – DIMENSIONAL STEP

Use as coping to finish top of wall. Sold in full pallets.



SADDLE MOUNTAIN



SENECA BLEND



## Recon



NORTH SHORE  
GRANITE\*



OLD WORLD



RUSTIC



WEATHERED EDGE



NORTH SHORE GRANITE  
NATURAL\*



RUSTIC  
NATURAL

*Various sizes available and made to order for projects. Each unit covers 5.33 sq. ft.*

*Please see associate for lead times and details.*

*\*Stocked item.*



OLD WORLD  
NATURAL



WEATHERED EDGE  
WHEAT





# AultWall®



**STANDARD**  
(H) 4" x (D) 8" x (L) 12"



MARBLED BUFF



**OVERSIZE BEVELED FACE**  
(H) 6" x (D) 11¾" x (L) 16½"



NATURAL



**OVERSIZE STRAIGHT FACE**  
(H) 6" x (D) 11¾" x (L) 16½"



HICKORY BLEND



STONECREEK-IL



GRANITE

Contact an associate for availability of colors in your market. Colors may vary slightly from region to region based on manufacturing facilities.



**OVERSIZE ANGLED CAP\***  
(H) 3" x (D) 10¾" x (L) 17⅝" (front)  
(H) 3" x (D) 10¾" x (L) 13¼" (back)

\*Oversize Angled Cap available in Natural + Hickory Blend.







## SEATING WALLS

Further define your patio while providing your guests a convenient place to sit and relax with a seat wall element. Seat walls are an important detail for outdoor gathering spaces making them more functional and enjoyed to the fullest.





## Yukon Series



YUKON WALL UNIT  
 (H) 6" x (D) 10" x (L) 12"  
 (H) 6" x (D) 10" x (L) 16"  
 (H) 6" x (D) 10" x (L) 22"  
 (H) 6" x (D) 10" x (L) 32"  
 (H) 6" x (D) 10" x (L) 38"



YUKON WALL CAP  
 (H) 3" x (D) 14" x (L) 38"




YUKON COLUMN CAP  
 (H) 3" x (D) 30" x (L) 30"



GRAPHITE



SAGEBRUSH



CHARCOAL  
 (CAPS ONLY)



SAGEBRUSH





# AB Courtyard Collection®



**AB YORK**

(H) 6" x (D) 7" x (L) 9" (front)  
(H) 6" x (D) 7" x (L) 7½" (back)



**AB COURTYARD CORNER**

(H) 6" x (D) 7" x (L) 15½" (front)  
(H) 6" x (D) 7" x (L) 15" (back)



**AB DUBLIN**

(H) 6" x (D) 7" x (L) 16½"



**AB COURTYARD WALL CAP\***

(H) 3½" x (D) 10" x (L) 9¼" (front)  
(H) 3½" x (D) 10" x (L) 7" (back)




**GRANITE**



**HICKORY BLEND**



**STONECREEK**



**CHARCOAL  
(CAPS ONLY)**

*\*1 cap in every 4 units on a pallet is a wall end cap.*







## Bedford Tumbled™



**STANDARD**  
(H)  $3\frac{15}{16}$ " x (D)  $7\frac{7}{8}$ " x (L)  $11\frac{13}{16}$ "



**RADIUS**  
(H)  $3\frac{15}{16}$ " x (D)  $7\frac{7}{8}$ " x (L)  $9\frac{1}{8}$ " (front)  
(H)  $3\frac{15}{16}$ " x (D)  $7\frac{7}{8}$ " x (L)  $6\frac{5}{8}$ " (back)



GRANITE



HICKORY BLEND



RUSTIC ROCK

*Granite + Hickory Blend available in fire pit kits.*

*More entertaining space,  
less yard work*









## STEPS + CAPS

Connect differing levels or provide a beautiful path to your outdoor oasis with any of our many step treads and stepping stone options. Considered the finishing touch it's amazing how a column or wall cap will enhance your outdoor living space. We have multiple cap styles and color options available that will make your design dynamic.





## Yukon Series



YUKON DIMENSIONAL STEP TREAD  
(H) 6" x (D) 20" x (L) 36"  
(H) 6" x (D) 20" x (L) 48"  
(H) 6" x (D) 20" x (L) 60"




YUKON IRREGULAR STEP TREAD  
(H) 6" x (D) 30" x (L) 48"



GRAPHITE



SAGEBRUSH



NATURAL\*

*\*Irregular Step Tread +  
Dimensional Step Tread 48".*

Yukon Irregular Step Treads Natural



## RockCast® Chiseled Face



CHISELED FACE STEP TREAD  
(H) 6" x (D) 20" x (L) 36"



CHARLOTTE TAN

RockCast Chiseled Face Step Treads Charlotte Tan







## Yukon Garden Slabs



YUKON GARDEN SLAB - IRREGULAR  
4 unique shapes and textures packaged  
together on pallet.



YUKON GARDEN SLAB - RECTANGULAR  
(H) 2" X (D) 17½" X (L) 29"



GRAPHITE



SAGEBRUSH

*Sold by the each.*



## Bullnose Options



**SINGLE BULLNOSE PAVER**  
(H) 2 $\frac{3}{8}$ " x (D) 6" x (L) 12"

*Single Bullnose pavers have a single sided bullnose and can be used either as a step tread or pool coping.*



RAVEN



**ROCKCAST  
BULLNOSE COPING**  
(H) 2 $\frac{3}{8}$ " x (D) 13 $\frac{3}{16}$ " x (L) 24"

Right Return Coping and Left Return Coping are available as stock items.



CHARLOTTE TAN



SHADOW



## RockCast® Copings



**WALL CAP**  
(H) 2¼" x (D) 12" x (L) 32"



**WALL CAP RADIUS**  
(H) 2¼" x (D) 12" x (L) 9½" (front)  
(H) 2¼" x (D) 12" x (L) 7½" (back)



**WALL CAP END**  
(H) 2¼" x (D) 12" x (L) 32"



**FIRE PIT CAP**  
(H) 2¼"  
30" radius  
42" radius  
(H) 3"  
38" radius


Any sized Radius Caps are available as special order.



**FLAT POST CAP**  
(H) 2¼" x (D) 24" x (L) 24"  
(H) 2¼" x (D) 26" x (L) 26"



CHARLOTTE TAN



SHADOW







## FIREPLACES

The ambiance of a fireplace sets the stage for memorable moments so why not have one in your outdoor living room. A fireplace will extend the season to enjoy your patio and create a welcoming space to relax and enjoy the cool fresh air.



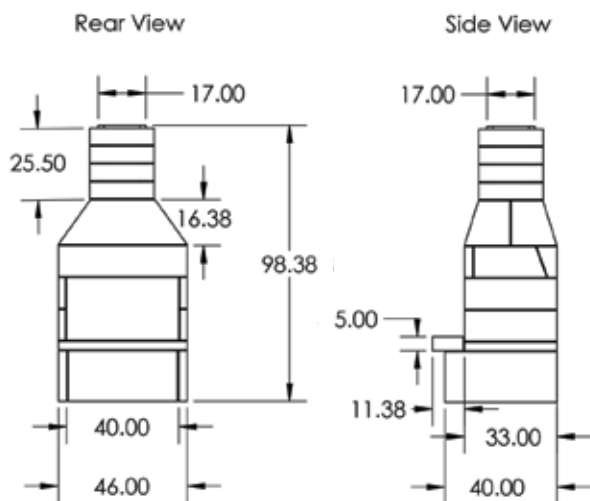




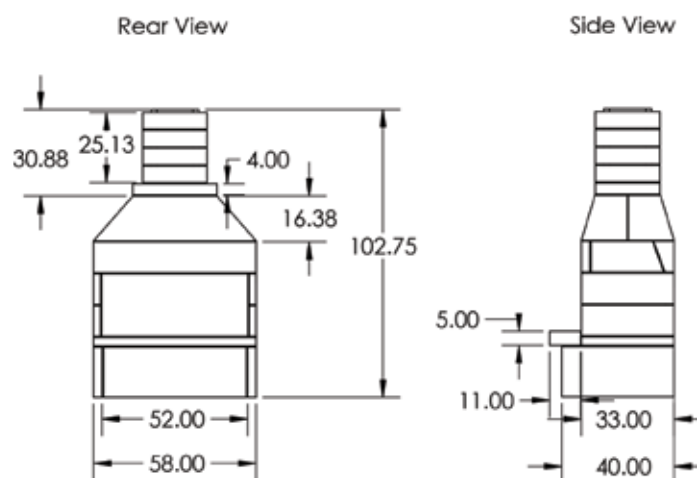
# Stone Age Manufacturing Fireplace Kits

STONE AGE KIT MODEL	Overall Height	Overall Depth	Overall Width	Firebox Opening Height	Smoke Chamber Height	Overall Weight	Surface Space for Finish Veneer (Veneer sold separately.)
SA36 ARCHED FRONT FIREPLACE KIT	98.38"	44"	46"	28"	24"	2,800 lbs.	100 sq. ft. 32 ln. ft. corners
SA48 ARCHED FRONT FIREPLACE KIT	102.75"	44"	58"	28"	24"	3,100 lbs.	125 sq. ft. 32 ln. ft. corners
OPTIONAL: ARCHED OPENING WOOD STORAGE BOXES	36"	33"	36"	N/A	N/A	585 lbs.	29 sq. ft. 12 ln. ft. corners

SA36 KIT



SA48 KIT



Other fireplace kits and RockCast hearth caps available, see associate for details. See page 75 for stone veneer options.



# Round Grove Products Fireplaces

- Pre-assembled and ready to finish units offer instant installation.
- See below for stone veneer and hearth finishing options (sold separately).
- Heavy duty steel construction with glass-fiber reinforced sheathing and factory-applied scratch-coat on all sides.
- Pre-Installed firebrick and chamber providing a good aesthetic.
- Chimney cap included in kit.
- Suitable for use with vented gas log systems.

ROUND GROVE FIREPLACE KIT MODEL	Overall Height	Overall Depth	Overall Width	Firebox Opening	Smoke Chamber Height	Overall Weight	Surface Space for Finish + Hearth Veneer (Sold separately from kit.)
FP1400 POCO FIREPLACE	88"	30"	48"	32" (W) X 21" (H)	21"	1,000 lbs.	90 sq. ft. 30 in. ft. corners Hearth Material: an additional 2 sq. ft.
FP1600 MEZZO FIREPLACE	104"	30"	55"	40" (W) X 24" (H)	24"	1,180 lbs.	100 sq. ft. 32 in. ft. corners Hearth Material: an additional 2 sq. ft.
OPTIONAL: WB30 30" WOOD BOX	36"	30"	30"	N/A	N/A	300 lbs.	10 sq. ft. 12 in. ft. corners

Other fireplace kits and RockCast hearth caps available, see associate for details. See page 75 for stone veneer options.





## Bedford Tumbled™ Fireplace Kits

### FIREPLACE SENIOR KIT

8' (H) x 5' (D) x 10' (L) FINISHED DIMENSIONS (Nominal)  
23" (H) x 24" (L) OPENING (Nominal)

### FIREPLACE JUNIOR KIT

8.7' (H) x 4' (D) x 4' (L) FINISHED DIMENSIONS (Nominal)  
23" (H) x 24" (L) OPENING (Nominal)

*Special order item.*

### BEDFORD TUMBLED FIREPLACE KITS

INCLUDE THE FOLLOWING (Appropriate for fireplace size):

- Bedford Tumbled Units
- Lintel
- Shims
- Clay Flu
- Heat Resistant Cement
- How-To Instructions
- Firebrick
- Hollow Core & Solid Block
- Slate Paving Stone
- Adhesive
- Chimney Cap



GRANITE



HICKORY BLEND



RUSTIC ROCK



Top: Bedford Tumbled Fireplace Senior  
Bottom: Bedford Tumbled Fireplace Junior







## FIRE PIT

Embrace your inner child and unpack the s'more sticks for fun times with the kiddos. With the warmth from a fire pit you have the luxury to warm your toes or your marshmallows and enjoy a quiet relaxing evening on your patio. Our fire pit options allow you to choose the right size and shape to create the perfect fire pit for your patio space.





## Yukon Series Fire Pit Kit

28 $\frac{7}{16}$ " INSIDE DIMENSION

48 $\frac{7}{16}$ " OUTSIDE DIMENSION (51" OUTSIDE EDGE OF CAP)

15" TALL

YUKON FIRE PIT KITS INCLUDE THE FOLLOWING:

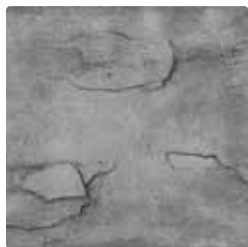
- 8 - 16" YUKON WALL UNITS (4 PER COURSE)
- 8 - 22" YUKON WALL UNITS (4 PER COURSE)
- 4 - YUKON FIRE PIT CAPS (CHARCOAL ONLY)
- 1 - STEEL INSERT

Adhesive sold separately.

Gas or wood burning solutions.

Yukon Series units should be protected from direct wood burning solutions.

Firegear Outdoors gas burners available. See associate for details.



GRAPHITE



SAGEBRUSH



CHARCOAL (CAPS ONLY)



Yukon Series Fire Pit with Firegear Outdoors Gas Burner



AB Courtyard Hickory Blend Fire Pit with RockCast Charlotte Tan Caps, LUME Insert

## AB Courtyard Collection® Fire Pit


Customize your AB Courtyard York blocks to easily make round or square fire pit options. Optional RockCast caps available and recommended for gas fire pits only. Firegear Outdoors gas burners available. See associate for details.



STONECREEK



GRANITE



HICKORY BLEND



## Bedford Tumbled™ Fire Pit Kits

### 30" FIRE PIT

30" INSIDE DIAMETER  
46" OUTSIDE DIAMETER  
16" TALL

### 42" FIRE PIT

42" INSIDE DIAMETER  
58" OUTSIDE DIAMETER  
16" TALL

BEDFORD TUMBLED FIRE PIT KITS INCLUDE THE FOLLOWING  
(Appropriate for fire pit size):

- BEDFORD TUMBLED RADIUS UNITS
- GALVANIZED STEEL RING

Optional RockCast caps available and recommended for gas fire pits only.  
Firegear Outdoors gas burners available. See associate for details.



GRANITE



HICKORY BLEND



Bedford Tumbled Radius Rustic Rock (Special Order), Oxford Style Pavers



Stone Age Fire Pit finished with StoneCraft Laurel Cavern Ledge Chardonnay Stone Veneer, RockCast Caps

## Stone Age Manufacturing Fire Pit

42" INSIDE DIAMETER  
48" OUTSIDE DIAMETER  
18" TALL

Stone Age fire pits can be used as gas or wood.

Requires 25 square feet of veneer, sold separately. See page 75 for stone veneer options.

Firebrick is not required; however, if desired, will need 90 pieces.

9" wide, 3" thick RockCast caps are available and are recommended for gas burning only.

Firegear Outdoors gas burners available. See associate for details.



## Rosetta® Kodah Fire Pit Kit

30" INSIDE  
51" OUTSIDE  
12" TALL

ROSETTA KODAH FIRE PIT KITS INCLUDE THE FOLLOWING:

- KODAH UNITS
- 2 - 10 OZ. TUBES OF ADHESIVE
- STEEL LINER

Firegear Outdoors gas burners available. See associate for details.



SADDLE MOUNTAIN



SENECA BLEND



Rosetta Kodah Saddle Mountain Fire Pit



Rosetta Belvedere Seneca Blend Fire Pit

## Rosetta Belvedere® Fire Pit Kit

38" INSIDE  
58" OUTSIDE  
14" TALL

ROSETTA BELVEDERE FIRE PIT KITS INCLUDE THE FOLLOWING:

- BELVEDERE UNITS AND COPING
- 3 - 10 OZ. TUBES OF ADHESIVE
- STEEL LINER

Firegear Outdoors gas burners available. See associate for details.



SADDLE MOUNTAIN



SENECA BLEND









## STONE VENEERS

For a historically proven design aesthetic, enhance your backyard space with manufactured stone veneer. Manufactured stone veneer will add a natural element and elegance to your design as a finish on your fireplace, firepit, seat wall or barbeque surround.







Bar finished with ProVia Terra Cut Slate Stone Veneer, RockCast Shadow Custom Foot Rest, Pennsylvania Full Color Cleft Pattern Porcelain Tile Pavers



We offer a variety of thin stone veneer styles and colors. This page shows the collections that are readily available and in stock. See an associate for additional styles and colors available as special order.

## STONECRAFT STONE VENEER



HERITAGE HAMILTON



HERITAGE PENNSYLVANIA



LEDGESTONE HAMILTON



LEDGESTONE  
KINGSFORD GREY



LEDGESTONE  
PENNSYLVANIA



LAUREL CAVERN LEDGE  
ASHER



LAUREL CAVERN LEDGE  
PENNSYLVANIA

## TOP TIER STONE VENEER (NATURAL STONE)



CAMEL BUFF



KENTUCKY FIELDSTONE



CANYON GREY

## PROVIA STONE VENEER



TERRA CUT RUSSET



TERRA CUT SLATE




TERRA CUT SUMMIT

## PROVIA HEARTH STONES



BROWN



BUFF



GRAY







# URBAN COLLECTION

## DESIGN FLEXIBILITY

With over 76 years of manufacturing experience, we understand the uniqueness of every site. Our Urban Collection of customized site solutions allow you to create the exact look and feel you envision. From simple parking curbs and stanchions to custom architectural furnishings and pavers, Reading Rock is here to provide the perfect products for every application.









We can produce customized paver sizes based on your design whether it be a plank, slab or a unique paver design specific for your project. For simplicity, we offer a collection of standard colors and sizes. But don't let your artistic talents stop there. Our manufacturing professionals have the knowledge and experience to customize a color or shape to bring your artistic visions to reality making the right products for your project.

Left Top: Custom Curbing  
Left Bottom: Standard Parking Curbs  
Left Middle: Custom, PopTop Monument, Dayton, Ohio  
Right Middle: Paver Slabs  
Right Bottom: Paver Planks









## ACCESSORIES

At Reading Rock, we offer a variety of accessory items to help complete your project. From polymeric sand to geogrid reinforcement you can rest assured we have the best accessories to support your project.





## EDGING

Secure the edges of your paver project with edging available in rigid & flexible plastic or a fiber reinforced concrete restraint.



## HEARTH ACCESSORIES

Firegear Outdoors 30" and 42" round gas burner kit inserts to upgrade your fire pit.

Firegear Outdoors jewelry available from lava rocks to broken glass adding flare to your fire.



## POLYMERIC SANDS

Polymeric sands help stabilize and protect the joints of your paver projects.

*50 lbs. bags available.*



## SEALERS + CLEANERS+ STRIPPERS

For protection and/or to enhance your paver surfaces. When needed, we provide ready-to-use cleaners and strippers.



## SEK PAVER JOINT SAND

For those jobs not utilizing polymeric sand this is a specific gradation to help stabilize the joint of your pavers.

*50 lbs. bags available.*



## GEOGRID + FABRIC

Regardless of wall height, we have geogrid to help you build walls with limitless height.

AB Grid  
Strata Grid  
Alliance Gator  
Fabric 4.4



## WALL DRAIN PRO®

Easily vent the drain pipes from behind your retaining wall.




## SLEEVE-IT®


For installing fence and/or railing posts behind your retaining wall.











## PATTERNS + SPECIFICATIONS

You've dreamed and envisioned your outdoor living space now is the time to get further into the details of the design. Our paver and wall styles offer several pattern options to choose from. The following pages will assist you in this task along with the product's specifications that identifies color and packaging details to ensure your project is a success.









Oxford Elite Mesquite Pavers with Halfmark Elite Coal Paver Accent



## OXFORD ELITE



MUSTER D  
RECTANGLE = 60%  
SQUARE = 40%

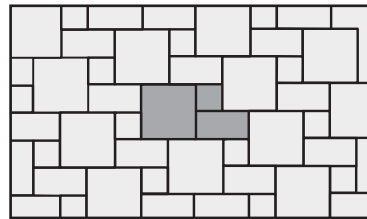


MUSTER K  
RECTANGLE = 70%  
SQUARE = 30%


## BOARDWALK ELITE



## CONCOURSE ELITE



PATTERN 57  
24" x 24" = 57% (12" x 12" CONCOURSE)  
12" x 24" = 29% (6" x 12" CONCOURSE)  
12" x 12" = 14% (6" x 6" CONCOURSE)

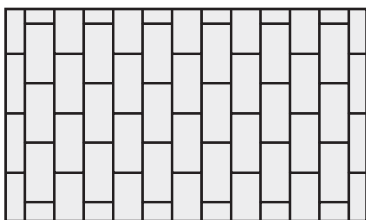
LEGACY ELITE +  
TRAVERTINE

VERSAILLES


## PENDLETON ELITE



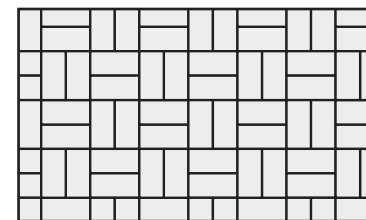
## COBBLE ELITE, HALFMARK ELITE + CLAY



RUNNING BOND  
Can be used with any rectangle.



90° HERRINGBONE  
Can be used with any rectangle.




BASKET WEAVE (2 pcs.)  
Pattern for Halfmark + Clay pavers only.





## ALLAN BLOCK RETAINING WALL COLLECTIONS

	AB COLLECTION	AB EUROPA
<p>PATTERNS ARE 10 FT. SECTIONS</p>  <p>8" 1 COURSE</p>	<p>2 AB CLASSIC 2 AB JUMBO JUNIOR 6 AB LITE STONE 4 AB JUNIOR LITE</p>	<p>2 AB DOVER 2 AB PALERMO 6 AB BARCELONA 4 AB BORDEAUX</p>
 <p>16" 2 COURSE</p>	<p>6 AB CLASSIC 4 AB JUMBO JUNIOR 8 AB LITE STONE 8 AB JUNIOR LITE</p>	<p>6 AB DOVER 4 AB PALERMO 8 AB BARCELONA 8 AB BORDEAUX</p>
 <p>16" 2 COURSE LITE</p>	<p>7 AB JUMBO JUNIOR 15 AB LITE STONE 12 AB JUNIOR LITE</p>	<p>7 AB PALERMO 15 AB BARCELONA 12 AB BORDEAUX</p>
 <p>24" 3 COURSE</p>	<p>10 AB CLASSIC 10 AB JUMBO JUNIOR 10 AB LITE STONE 4 AB JUNIOR LITE</p>	<p>10 AB DOVER 10 AB PALERMO 10 AB BARCELONA 4 AB BORDEAUX</p>
 <p>24" 3 COURSE LITE</p>	<p>14 AB JUMBO JUNIOR 19 AB LITE STONE 18 AB JUNIOR LITE</p>	<p>14 AB PALERMO 19 AB BARCELONA 18 AB BORDEAUX</p>

Note: A base course of full size blocks (AB Classic or AB Dover) needs to be included. For each 10 ft. (3.0 m) of wall length you will need 7 full size blocks. For 10 ft. (3.0 m) of wall length for AB Capstones, you will need 7 AB Caps.



# PAVER SPECIFICATIONS

PAVING STONES	Product	Dimensions* (D x L x H)	Pieces / Sq. Ft. per Layer / Pallet	Pieces / Layers / Sq. Ft. Per Pallet	Weight per Pallet	Stock Colors
2CM PORCELAIN TILE PAVERS p 24	12" x 12"	11.75" x 11.75" x .75"	5 pcs/crtns. = 4.85 sq. ft.	45 crtns/pallet = 218 sq. ft.	2,095 lbs.	Andes Silver, Full Color Cleft Pattern, Tivoli's Walnut
	12" x 24"	11.75" x 23.33" x .75"	4 pcs/crtns. = 7.75 sq. ft.	40 crtns/pallet = 310 sq. ft.	2,955 lbs.	Andes Silver, Full Color Cleft Pattern, Tivoli's Walnut
	24" x 24"	23.33" x 23.33" x .75"	2 pcs/crtns. = 7.75 sq. ft.	36 crtns/pallet = 279 sq. ft.	2,670 lbs.	Andes Silver, Creamstone, Full Color Cleft Pattern, Moonstone, Tivoli's Walnut
	Full Bullnose Coping	11.75" x 23.5" x .75"	4 pcs/crtns. = 8 ln. ft.	max 32 crtns/pallet = 256 ln. ft.	2,306 lbs.	Andes Silver, Full Color Cleft Pattern, Tivoli's Walnut
ARCHILINE ELITE p 16	ArchiLine Elite - Full Layer	Various 5.625" x 12" 5.625" x 16" 5.625" x 20"	15.27 sq. ft. per layer 8 pcs/layer 8 pcs/layer 8 pcs/layer	8 layers/pallet = 122.16 sq. ft.	3,260 lbs.	Buckhorn, Misty Grey, Sea Shell
ARCHISLAB ELITE p 17	ArchiSlab Elite	24" x 24"	16 sq. ft. per layer 4 pcs/layer	8 layers/pallet = 128 sq. ft.	3,590 lbs.	Buckhorn, Misty Grey, Sea Shell
	ArchiSlab XL Elite	24" x 36"	12 sq. ft. per layer 2 pcs/layer	8 layers/pallet = 96 sq. ft.	2,693 lbs.	Buckhorn, Misty Grey, Sea Shell
BOARDWALK ELITE p 19	Boardwalk Elite - Full Layer	Various 6" x 18" 12" x 12" 18" x 18" 18" x 24"	16 sq. ft. per layer 2 pcs/layer 4 pcs/layer 2 pcs/layer 2 pcs/layer	8 layers/pallet = 128 sq. ft.	3,477 lbs.	Buckhorn, Mesquite, Misty Grey, Pike Place
COBBLE ELITE p 23	Cobble Elite - Full Layer	2.375" x 7.875"	13.1 sq. ft. per layer 102 pcs/layer	8 layers/pallet = 104.78 sq. ft.	3,148 lbs.	Burnt Red, Coal
CONCOURSE ELITE p 21	Concourse Elite - Full Layer	Various 6" x 6" 6" x 12" 12" x 12"	13.91 sq. ft. per layer 8 pcs/layer 8 pcs/layer 8 pcs/layer	8 layers/pallet = 111.28 sq. ft.	3,069 lbs.	Buckhorn, Crimson, Mesquite, Midnight Sky, Sandstone, Sandy Oak
HALFMARK ELITE p 23	Halfmark Elite - Full Layer	4" x 8"	13.33 sq. ft. per layer 60 pcs/layer	9 layers/pallet = 119.97 sq. ft.	3,285 lbs.	Burnt Red, Chocolate, Coal, Hazelnut, Iron, Mesquite, Pearl
LEGACY ELITE p 20	Legacy Elite - Full Layer	Various 8" x 8" 8" x 16" 16" x 16" 16" x 24"	16 sq. ft. per layer 4 pcs/layer 2 pcs/layer 4 pcs/layer 2 pcs/layer	8 layers/pallet = 128 sq. ft.	3,477 lbs.	Buckhorn, Misty Grey, Pike Place, Sandy Oak, Sea Shell

Reading Rock recommends using a roller compactor on large format pavers.

\*All pavers are 2.375" in height unless otherwise noted. All dimensions are approximate.

PAVING STONES	Product	Dimensions* (D x L x H)	Pieces / Sq. Ft. per Layer / Pallet	Pieces / Layers / Sq. Ft. Per Pallet	Weight per Pallet	Stock Colors
OXFORD ELITE p 22	Elite Square - Full Layer	5.5" x 5.5"	13.44 sq. ft. per layer 64 pcs./layer	8 layers/pallet = 107.52 sq. ft.	2,944 lbs.	Buckhorn, Crimson, Coal, Mesquite, Midnight Sky, Pike Place
	Elite Rectangle - Full Layer	5.5" x 8.25"	12.60 sq. ft. per layer 40 pcs./layer	8 layers/pallet = 100.8 sq. ft.	2,773 lbs.	Buckhorn, Crimson, Coal, Mesquite, Midnight Sky, Pike Place
OXFORD TUMBLED p 26	Square	5.5" x 5.5"	60 pcs/strap = 12.625 sq. ft.	8 straps/pallet = 101 sq. ft.	2,727 lbs.	Cimarron, Grey Quartz, Pewter, Riverside
	Rectangle	5.5" x 8.25"	60 pcs/strap = 19 sq. ft.	5 straps/pallet = 95 sq. ft.	2,565 lbs.	Cimarron, Grey Quartz, Pewter, Riverside
PENDLETON ELITE p 18	Pendleton Elite - Full Layer	Various 4.75" x 9.5" 9.5" x 9.5" 9.5" x 14.25"	16.08 sq. ft. per layer 10 pcs./layer 4 pcs./layer 4 pcs./layer	8 layers/pallet = 128.6 sq. ft.	3,438 lbs.	Buckhorn, Crimson, Mesquite, Midnight Sky, Pike Place, Sandy Oak
TRAVERTINE p 25	Versailles Pattern - Full Pallet	Various 8" x 8" 8" x 16" 16" x 16" 16" x 24" All sizes are 1.25" thick.	40 pcs/pallet 20 pcs/pallet 40 pcs/pallet 20 pcs/pallet	160 sq. ft./pallet	2,400 lbs.	Beige, Silver
	Versailles Pattern - Pack	Various 8" x 8" 8" x 16" 16" x 16" 16" x 24" All sizes are 1.25" thick.	8 sq. ft. per pack 2 pcs/pack 1 pcs/pack 2 pcs/pack 1 pcs/pack	n/a	120 lbs.	Beige, Silver
	Edging	8" x 8" x 1.25"	360 pcs/pallet = 158 sq. ft.	n/a	2,500 lbs.	Beige, Silver
	Coping	12" x 24" x 2"	40 pcs/pallet = 80 ln. ft.	n/a	1,960 lbs.	Beige, Silver

PERMEABLE PAVERS	Product	Dimensions* (D x L x H)	Pieces / Sq. Ft. per Layer / Pallet	Pieces / Layers / Sq. Ft. Per Pallet	Weight per Pallet	Stock Colors
p 27	HydraBric III - Full Pallet	3.75" x 8" x 3.125" (full piece) 3.75" x 3.76" x 3.125" (half piece)	288 full pcs; 64 half pcs/pallet	80 sq. ft.	2,920 lbs.	Granite
	Turflock	15.75" x 23.625" x 3.125"	1 unit = 2.59 sq. ft.	32 pcs/pallet = 82.88 sq. ft.	1,872 lbs.	Concrete Gray



# WALL SPECIFICATIONS

WALLS	Product	Dimensions* (H x D x L)	Weight	Pieces (Sq. Ft.) per Pallet	Product Weight per Full Pallet	Stock Colors
AB COLLECTION p 35	AB Classic	7.875" x 11.875" x 17.625"	80 lbs.	40 (39)	3,200 lbs.	Granite, Hickory Blend, Marbled Buff, Natural, Stonecreek
	AB Jumbo Jr.	7.875" x 9.5" x 8.8125"	36 lbs.	80 (39)	2,880 lbs.	Granite, Hickory Blend
	AB Lite Stone	3.9375" x 10.5" x 17.625"	48 lbs.	64 (31)	3,072 lbs.	Granite, Hickory Blend, Marbled Buff, Natural, Stonecreek
	AB Junior Lite	3.9375" x 9.5" x 8.75"	25 lbs.	128 (31)	3,200 lbs.	Granite, Hickory Blend
	AB Classic Corner	7.875" x 7.8125" x 15.625"	60 lbs.	36	2,160 lbs.	Granite, Hickory Blend, Marbled Buff, Natural, Stonecreek
	AB Classic Cap	3.625" x 11.875" x 17.625"	60 lbs.	64 (94 ln. ft.)	3,840 lbs.	Granite, Hickory Blend, Marbled Buff, Natural, Stonecreek
AB COURTYARD COLLECTION p 49	AB York	6" x 7" x 9" (front) 6" x 7" x 7.5" (back)	21 lbs.	72 (24)	1,512 lbs.	Granite, Hickory Blend, Stonecreek
	AB Dublin	6" x 7" x 16.5" (front and back)	45 lbs.	72 (50)	3,240 lbs.	Granite, Hickory Blend, Stonecreek
	AB Courtyard Corner	6" x 7" x 15.5" (front) 6" x 7" x 15" (back)	44 lbs.	72	3,168 lbs.	Granite, Hickory Blend, Stonecreek
	AB Courtyard Wall Cap	3.5" x 10" x 9.25" (front) 3.5" x 10" x 7" (back)	22 lbs.	144 (97 ln. ft.)	3,168 lbs.	Charcoal <i>Limited supply of caps in Granite, Hickory Blend, Stonecreek</i>
	Wall Caps and Wall End Caps are packaged on the same pallet: (108 wall caps / 36 wall ends caps per pallet). Wall End Cap can be used in-line.					
AB EUROPA COLLECTION p 37	AB Dover	7.875" x 10.5" x 17.625"	88 lbs.	40 (39)	3,520 lbs.	Stonecreek
	AB Palermo	7.875" x 9.5" x 8.8125"	41 lbs.	80 (39)	3,280 lbs.	Stonecreek
	AB Barcelona	3.9375" x 10.5" x 17.625"	48 lbs.	64 (31)	3,072 lbs.	Stonecreek
	AB Bordeaux	3.9375" x 10.5" x 8.8125"	25 lbs.	128 (31)	3,200 lbs.	Stonecreek
	AB Europa Corner	7.875" x 7.75" x 15.625"	60 lbs.	36	2,160 lbs.	Stonecreek
	AB Europa Cap	3.625" x 11.875" x 17.625"	60 lbs.	64 (94 ln. ft.)	3,840 lbs.	Stonecreek
AB METROPOLITAN COLLECTION p 33	AB Metro Classic	7.875" x 11.875" x 17.625"	77 lbs.	40 (39)	3,080 lbs.	Birchwood, Slate Grey
	AB Metro Corner	7.875" x 7.8125" x 15.625"	53 lbs.	36	1,908 lbs.	Birchwood, Slate Grey
	AB Metro Cap	3.625" x 11.875" x 17.625"	56 lbs.	64 (94 ln. ft.)	3,584 lbs.	Birchwood, Slate Grey
AULTWALL p 43	Standard	4" x 8" x 12"	27 lbs.	105 (35)	2,835 lbs.	Marbled Buff
	Oversize Beveled Face	6" x 11.75" x 16.9375"	78 lbs.	48 (34)	3,744 lbs.	Natural
	Oversize Straight Face	6" x 11.75" x 16.9375"	78 lbs.	48 (34)	3,744 lbs.	Hickory Blend, Granite, Stonecreek-IL
	Oversize Angled Cap	3" x 10.75" x 17.625" (front) 3" x 10.75" x 13.25" (back)	40 lbs.	72 (93 ln. ft.)	2,880 lbs.	Hickory Blend, Natural
BEDFORD TUMBLER p 51	Standard	3.9375" x 7.875" x 11.8125"	30 lbs.	96 (31)	2,880 lbs.	Granite, Hickory Blend, Rustic Rock
	Radius	3.9375" x 7.875" x 9.125" (front) 3.9375" x 7.875" x 6.625" (back)	19 lbs.	144 (31)	2,700 lbs.	Granite, Hickory Blend, Rustic Rock
ROSETTA BELVEDERE p 40	Belvedere Wall - Full Pallet	Various	All sizes packaged together on pallet.	(27)	2,475 lbs.	Saddle Mountain, Seneca Blend
	Belvedere Corner - Full Pallet	Various	All sizes packaged together on pallet.	(24)	1,520 lbs.	Saddle Mountain, Seneca Blend
ROSETTA GRAND LEDGE p 41	Grand Ledge Retaining Wall - Full Pallet	Various	All sizes packaged together on pallet.	(18)	4,000 lbs.	Saddle Mountain, Seneca Blend
	Dimensional Step (for Grand Ledge Cap) - Full Pallet	7" x 18" x 48"	500 lbs.	6	3,000 lbs.	Saddle Mountain, Seneca Blend


Reading Rock recommends choosing colors after reviewing physical samples due to variations with photography.

\*All product dimensions are approximate.

WALLS	Product	Dimensions* (H x D x L)	Weight	Pieces (Sq. Ft.) per Pallet	Product Weight per Full Pallet	Stock Colors
ROSETTA HEARTWOOD p 38	Heartwood - Full Pallet	6" x 8" x 42"	175 lbs.	15 (26.25)	2,625 lbs.	Taupe
ROSETTA KODAH p 39	Kodah Wall - Full Pallet	Various	All sizes packaged together on a layer.	(21)	2,500 lbs.	Saddle Mountain, Seneca Blend
	Kodah Corner	6" x 10.5" x 21" (front)	100+/-	(31.5)	2,500 lbs.	Saddle Mountain, Seneca Blend
YUKON SERIES p 47	Yukon Wall	6" x 10" x 12" 6" x 10" x 16" 6" x 10" x 22" 6" x 10" x 32" 6" x 10" x 38"	60 lbs. 80 lbs. 88 lbs. 125 lbs. 194 lbs.	48 (24) 32 (21.3) 24 (21.9) 16 (21.3) 16 (25.3)	2,880 lbs. 2,560 lbs. 2,112 lbs. 2,000 lbs. 3,104 lbs.	Graphite, Sagebrush
	Yukon Wall Cap	3" x 14" x 38"	136 lbs.	15 (43.8 in. ft.)	1,890 lbs.	Charcoal, Sagebrush

COPING (CAPS) + TREADS	Product	Dimensions* (H x D x L)	Weight	Pieces (Ln. Ft.) per Pallet	Product Weight per Full Pallet	Stock Colors
	Belvedere Coping - Layer	Various	All sizes packaged together on a layer.	(11 in. ft./layer; 66 in. ft./pallet )	1,550 lbs.	Saddle Mountain, Seneca Blend
	Belvedere Post Cap	2" x 27" x 27"	150 lbs.	8	1,200 lbs.	Saddle Mountain, Seneca Blend
	Chiseled Face Step Tread	6" x 20" x 36"	331 lbs.	8 pcs. = 24 Ln. ft.	2,648 lbs.	Charlotte Tan
	RockCast Fire Pit Caps	30" Diameter (ID) - 2.25" (H) 38" Diameter (ID) - 3" (H) 42" Diameter (ID) - 2.25" (H)	n/a	8 pcs./kit 4 pcs./kit 8 pcs./kit	227 lbs. 303 lbs. 280 lbs.	Charlotte Tan, Shadow
	RockCast 2.25" Flat Post Cap (all four sides chiseled)	2.25" x 24" x 24" 2.25" x 26" x 26"	101 lbs. 119 lbs.	10	1,010 lbs. 1,190 lbs.	Charlotte Tan, Shadow
	RockCast Wall Cap (2 face sides chiseled)	2.25" x 12" x 32"	67 lbs.	40 (106.67 Ln. ft.)	2,680 lbs.	Charlotte Tan, Shadow
	RockCast Wall Cap End (2 face sides + 1 end chiseled)	2.25" x 12" x 32"	67 lbs.	40 (106.67 Ln. ft.)	2,680 lbs.	Charlotte Tan, Shadow
	RockCast Wall Cap Radius (2 face sides chiseled)	2.25" x 12" x 9.3125" (front) 2.25" x 12" x 7.0625" (back)	17 lbs.	80 (55 Ln. ft.)	1,360 lbs.	Charlotte Tan, Shadow
	Single-Sided Bullnose	2.375" x 6" x 12"	13.5 lbs.	208 (104 Ln.ft.)	2,566 lbs.	Raven
	Yukon Column Cap	3" x 30" x 30"	230 lbs.	10	2,300 lbs.	Charcoal, Sagebrush
	Yukon Dimensional Step Tread	6" x 20" x 36" 6" x 20" x 48" 6" x 20" x 60"	367.5 lbs. 490 lbs. 612.5 lbs.	8 6 4	2,940 lbs. 2,940 lbs. 2,450 lbs.	Graphite, Sagebrush Graphite, Natural, Sagebrush Graphite, Sagebrush
	Yukon Fire Pit Cap	3" x 11.5" x 39.5625"	116.15 lbs.	20	2,323 lbs.	Charcoal, Sagebrush
	Yukon Garden Slab Irregular	Various	Various	24	2,112 lbs.	Graphite, Sagebrush
	Yukon Garden Slab Rectangular	2" x 17.5" x 29"	84.5 lbs.	24	2,028 lbs.	Graphite, Sagebrush
	Yukon Irregular Step Tread	6" x 30" x 48"	650 lbs.	4 pcs. = 16 Ln. ft.	2,600 lbs.	Graphite, Natural
	Yukon Wall Cap	3" x 14" x 38"	136 lbs.	15 (43.8 in. ft.)	1,890 lbs.	Charcoal, Sagebrush





*Anytime is the perfect  
time for outdoor living*

## READING ROCK LOCATIONS

### CORPORATE OFFICE

4600 Devitt Dr.  
Cincinnati, OH 45246  
513.874.2345

### CINCINNATI SELECTION CENTER

10025 Princeton-Glendale Rd.  
Cincinnati, OH 45246  
513.874.2345

### DAYTON

10075 Sheehan Rd.  
Centerville, OH 45458  
937.746.7139

### INDIANAPOLIS

12595 Cumberland Rd.  
Fishers, IN 46038  
317.913.9442

### LOUISVILLE

13698 Aiken Rd.  
Louisville, KY 40245  
502.254.0011

### COLUMBUS

1150 Sullivant Ave.  
Columbus, OH 43223  
614.224.9241

### COLUMBUS

2646 Morse Rd.  
Columbus, OH 43231  
614.639.6909

### NEWARK

130 N. Cedar St.  
Newark, OH 43055  
740.349.9691

### WALTON

10700 US Highway 25  
Walton, KY 41094  
859.371.0588

### CHAMPAIGN

(Production Facility only)  
801 N. McKinley Ave.  
Champaign, IL 61821



800.482.6466 ♦ [www.readingrock.com](http://www.readingrock.com)

LIKE + FOLLOW US ON:   

DISTRIBUTED BY